



Electronic Ballast for 54-58W X 2

220-240V




Product Specification

Parameter	Conditions	Min	Nom	Max	Unit
Number Of Lamps Driven		2	-	2	-
Lamp Power	25°C, Nominal Input	47 x 2	-	51 x 2	W
Input Power	EEL=A1 BAT Class(CELMA)	101.5	-	110.5	W
Rated Input Voltage	25°C	220	230	240	V
AC Input Voltage Range	25°C	180	-	300	V
DC Input Voltage Range	25°C	160	-	300	V
Input Frequency	25°C	0	50-60	-	Hz
Input Current	25°C, Nominal Input	0.450	-	0.490	A
Power Factor	25°C, Nominal Input	0.93	0.98	-	-
Operating Frequency	25°C, Nominal Input	40	-	-	KHz
Lamp Current Crest Factor	25°C, Nominal Input	-	-	1.60	-
THD	25°C, Nominal Input	-	-	12%	-
Ballast Lumen Factor	25°C, Nominal Input	0.89	0.95	1.02	-
Starting Time	25°C, Nominal Input	-	-	1	S
Operating Ambient Temperature	Nominal Input	0/10	-	+60	degC
Max Allowed Case Temperature	Minimum Input	-	-	+80	degC
Dimming Range	25°C, Nominal Input	1%	-	100%	-
Lamp Start At Dimming Position	25°C, Nominal Input	1%	-	100%	-
Average Service Life	at 60 degC ambient	60,000	-	-	hours
Failure Rate Per 1000h Operation	at 60 degC ambient	-	-	0.20%	-
End - Of - Life Protection			Yes		
Automatic Shutdown In Case Of Lamp Failure			Yes		
Automatic Restart After Lamp Replacement			Yes		

Lamp Type T5 54W HO x 2
 T8 58W x 2
 TC-L 55W(50W) x 2

Application Space
 Indoor Use
 (Low Humidity, No Condensation)

Physical Parameter



L : 359 mm H : 26 mm
 M : 342.8 mm K :
 N : R : 1.3 mm
 W : 30 mm

Slot On One Side Allowing Alignment : M+/-3 mm
 Tolerance : ≥0 ~ 100 ≥ +/-0.5 mm
 100 ~ ≥ +/-1 mm

Terminal Block : Push - Button, Angled Entry
 Housing Material : Metal, No Sharp Edges
 Soldering : Lead - Free, Comply With RoHS
 Label : Surface Print

Wiring Diagram

