



Electronic Ballast for 18-40W X 1

220-240V




Product Specification

Parameter	Conditions	Min	Nom	Max	Unit
Number Of Lamps Driven		1	-	1	-
Lamp Power	25°C, Nominal Input	16	-	39	W
Input Power	EEl=A1 BAT Class(CELMA)	18	-	43	W
Rated Input Voltage	25°C	220	230	240	V
AC Input Voltage Range	25°C	180	-	300	V
DC Input Voltage Range	25°C	160	-	300	V
Input Frequency	25°C	0	50-60	-	Hz
Input Current	25°C, Nominal Input	78	-	190	mA
Power Factor	25°C, Nominal Input	0.93	0.98	-	-
Operating Frequency	25°C, Nominal Input	40	-	-	KHz
Lamp Current Crest Factor	25°C, Nominal Input	-	-	1.60	-
THD	25°C, Nominal Input	-	-	20%	-
Ballast Lumen Factor	25°C, Nominal Input	0.90	0.95	1.05	-
Starting Time	25°C, Nominal Input	-	-	1	S
Operating Ambient Temperature	Nominal Input	0/10	-	+60	degC
Max Allowed Case Temperature	Minimum Input	-	-	+70	degC
Dimming Range	25°C, Nominal Input	1%	-	100%	-
Lamp Start At Dimming Position	25°C, Nominal Input	1%	-	100%	-
Average Service Life	at 60 degC ambient	60,000	-	-	hours
Failure Rate Per 1000h Operation	at 60 degC ambient	-	-	0.20%	-
End - Of - Life Protection			Yes		
Automatic Shutdown In Case Of Lamp Failure			Yes		
Automatic Restart After Lamp Replacement			Yes		

Lamp Type **T5 24,39W HO x 1** **TC-F 18,24,36W x 1**
 T5C 22,40W x 1
 T8 18,25,36W x 1
 TC-L 18,24,36,40W x 1

Application Space
 Indoor Use
 (Low Humidity, No Condensation)

Physical Parameter



- L : 359 mm H : 26 mm
- M : 342.8 mm K :
- N :
- W : 30 mm R : 1.3 mm
- Slot On One Side Allowing Alignment : M+/-3 mm
- Tolerance : ≥0 ~ 100 ≥ +/-0.5 mm
- 100 ~ ≥ +/-1 mm
- Terminal Block : Push - Button, Angled Entry
- Housing Material : Metal, No Sharp Edges
- Soldering : Lead - Free, Comply With RoHS
- Label : Surface Print

Wiring Diagram

