



Electronic 0-10V Dimming Ballast for 14-35W X 1

120-277V



Approval Marks



Product Specification

Parameter	Conditions	Min	Nom	Max	Unit
Number Of Lamps Driven		1	-	1	-
Lamp Power	25°C, Nominal Input	13,5	-	35	W
Input Power	EEI=A1 Class(CELMA)	16	-	38,5	W
Rated Input Voltage	25°C	120	230	277	V
AC Input Voltage Range	25°C	108	-	300	V
DC Input Voltage Range	25°C	180	-	264	V
Input Frequency	25°C	0	50-60	-	Hz
Input Current	25°C @120V / 277V	320	-	160	mA
Power Factor	25°C, Nominal Input	0.93	0.98	-	-
Operating Frequency	25°C, Nominal Input	40	-	-	KHz
Lamp Current Crest Factor	25°C, Nominal Input	-	-	1.60	-
THD	25°C, Nominal Input	-	-	14%	-
Ballast Lumen Factor	25°C, Nominal Input	0.890	0.95	1.05	-
Starting Time	25°C, Nominal Input	-	1	1.5	S
Operating Ambient Temperature	Nominal Input	+10	-	+60	degC
Max Allowed Case Temperature	Minimum Input	-	-	+75	degC
Dimming Range	25°C, Nominal Input	1%	-	100%	-
Lamp Start At Dimming Position	25°C, Nominal Input	1%	-	100%	-
Average Service Life	at 60 degC ambient	60,000	-	-	hours
Failure Rate Per 1000h Operation	at 60 degC ambient	-	-	0.20%	-
End - Of - Life Protection			Yes		
Automatic Shutdown In Case Of Lamp Failure			Yes		
Automatic Restart After Lamp Replacement			Yes		


Lamp Type 1 x F35T5, F28T5, F21T5, F14T5

Application Space

Indoor Use
(Low Humidity, No Condensation)

Physical

Parameter



L : 359 mm H : 26 mm
 M : 342.8 mm K :
 N :
 W : 30 mm Slot On One Side Allowing Alignment : M+/-3 mm

Tolerance : ≥0 ~ 100 ≥ +/-0.5 mm
 100 ~ ≥ +/-1 mm

Terminal Block : Push Button, Angled Entry
 Housing Material : Metal, No Sharp Edges
 Soldering : Lead - Free, Comply With RoHS
 Label : Surface Print

Wiring Diagram

