



Approval



Item	Value	Remark
Nominal voltage	100–240V	
Nominal frequency	50–60Hz	
AC voltage range	90–264V	
DC voltage range (start)	NA	
DC voltage range (operation)	NA	
Nominal current		Full load @100/230VAC
LSC6W350LR UNI	85mA / 40mA	
LSC6W500LR UNI	82mA / 38mA	
LSC6W700LR UNI	90mA / 40mA	
Total Harmonic Distortion (THD)	< 20%	Full load @100/230VAC
Power factor		Full load @230VAC
LSC6W350/700LR UNI	0.83C-0.99	
LSC6W500LR UNI	0.86C-0.99	
Displacement factor		Full load @230VAC
LSC6W350/700LR UNI	0.83C-0.99	
LSC6W500LR UNI	0.86C-0.99	
Efficiency		Full load @230VAC
LSC6W350LR UNI	75% (Typ.)	
LSC6W500/700LR UNI	71% (Typ.)	
No-load power	NA	
Stand-by power	NA	
Protection class	NA	
Inrush current	4.5 A / 30 μs	Full load @230VAC
Max.units per circuit breaker	Type B , 10A MCB	44
	Type B , 16A MCB	71
	Type C , 10A MCB	56
	Type C , 16A MCB	89
Earth leakage current	NA	

Input

	Item	Value	Remark
Output	Nominal voltage range		
	LSC6W350LR UNI	8.6-18Vdc	
	LSC6W500LR UNI	6-12Vdc	
	LSC6W700LR UNI	4.3-9Vdc	
	Maximum voltage		
	LSC6W350LR UNI	25Vdc	
	LSC6W500LR UNI	18Vdc	
	LSC6W700LR UNI	16Vdc	
	Nominal current range		
	LSC6W350LR UNI	350mA	
	LSC6W500LR UNI	500mA	
	LSC6W700LR UNI	700mA	
	Current accuracy	± 5%	Full load @ 100/230VAC
	Typical output LF current ripple	± 5%	Low Frequency < 120Hz Full load @ 230VAC
Starting time	< 0.5 S	Full load @ 230VAC	
	< 1.5 S	Full load @ 100VAC	
SVM	≤ 0.4	Full load @ 230VAC	
P _{stLM}	≤ 1	Full load @ 230VAC	
Nominal power range			
LSC6W350LR UNI	3.0-6.3W		
LSC6W500LR UNI	3.0-6.0W		
LSC6W700LR UNI	3.0-6.3W		
Maximum power	6.3W		
Ambient temperature range t _a	-20°C - +50°C		
Maximum case temperature t _c	80°C		
Max. case temp. in fault condition	110°C	When operating under fault conditions, the temperature of the enclosure at any location should not exceed 110 °C	
Storage temperature range	-40°C - +85°C		
Relative humidity	10% - 95%		
Surge transient protection	1 kV	L/N	
Environmental rating	Indoor		
IP rating	IP20		
Mains switching cycles	> 100,000		
Expected lifetime			
	Full load	> 50,000 h, t _c 80 °C @ t _a 50 °C	0.2 % / 1,000 h failure rate
	Output load ≤ 4W	> 50,000 h, t _c 80 °C @ t _a 60 °C	0.2 % / 1,000 h failure rate
Packing	Gross weight/box	13.1 kg	
	Net weight/box	11.6 kg	
	Pcs/box	288 PCS	
	Dimension/box	385(L)*310(W)*260(H)mm	
Protections			
Short-circuit Protection		Auto recovery	
Open-circuit Protection		Auto recovery	
Overload Protection		Auto recovery	

Conformity & Standards

Safety standard:	EN 61347-1, EN 61347-2-13, EN 62493
Performance:	EN 62384
SAA standard:	AS/NZS 61347.1, AS/NZS IEC 61347.2.13
EMC standard:	EN 55015, EN 61000-3-2, EN 61000-3-3, EN 61547

Cable information

PRI Connection

Cable cross-section	0.5-2.5□/AWG 20-14
Stripping	9mm

Sec Connection

Cable cross-section	0.34-2.5□/AWG 22-14
Strip length	9mm

Terminal information

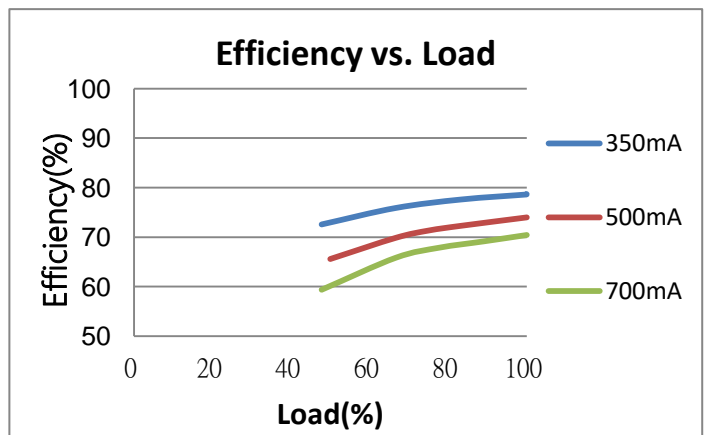
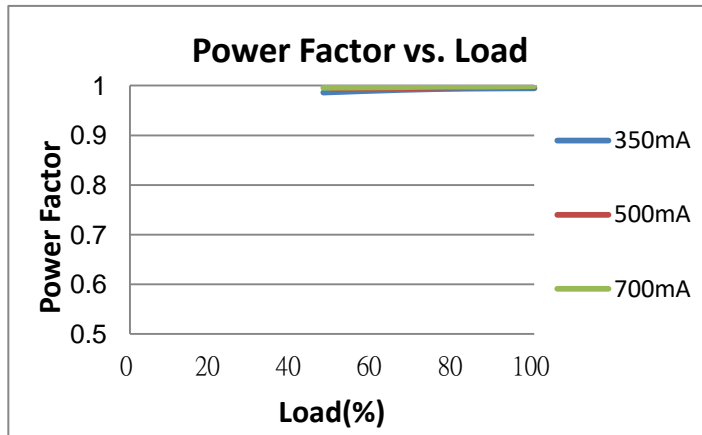
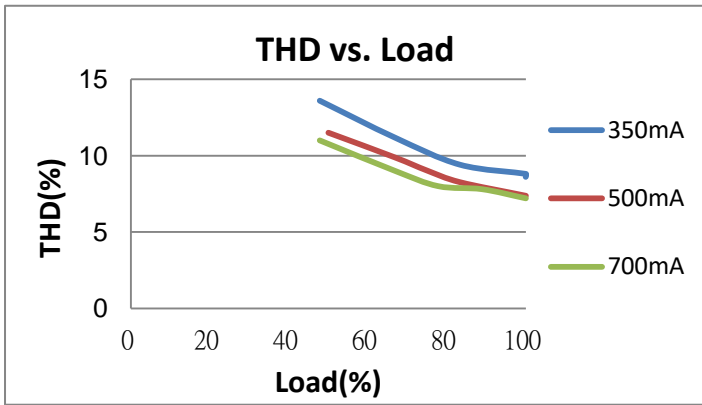
PRI-Screw type**SEC**-Screw type

Subject to change without notice, HEP guarantees all products perform functionally well

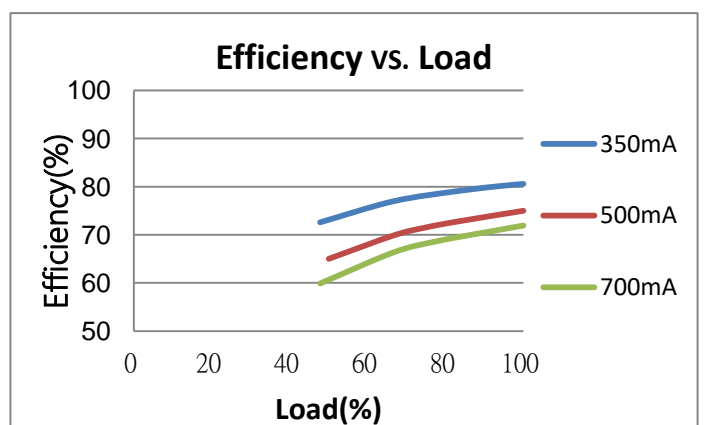
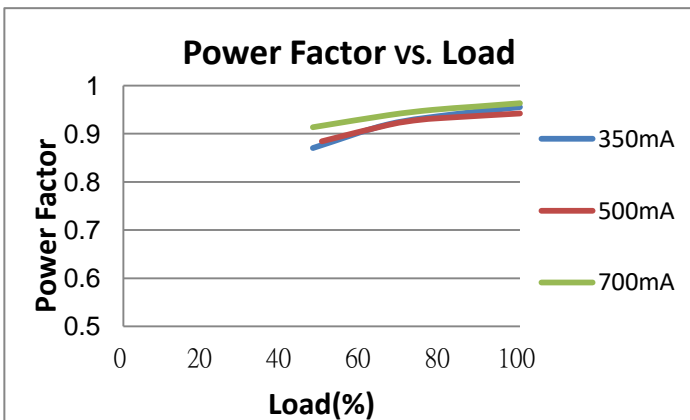
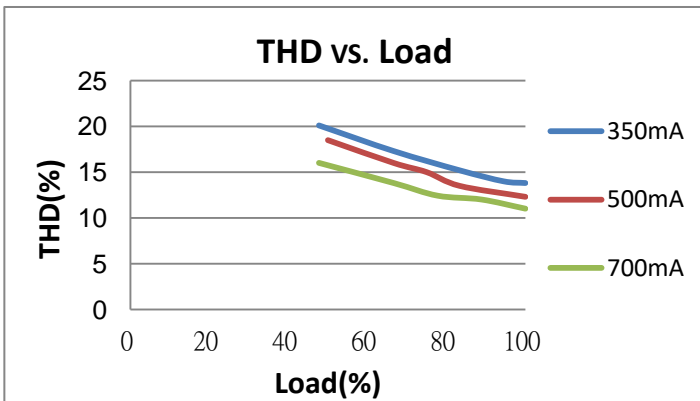
* If not mentioned, all the test conditions are based on full load at 100/230VAC input (for 100-240 VAC input).

Electrical Values

100V

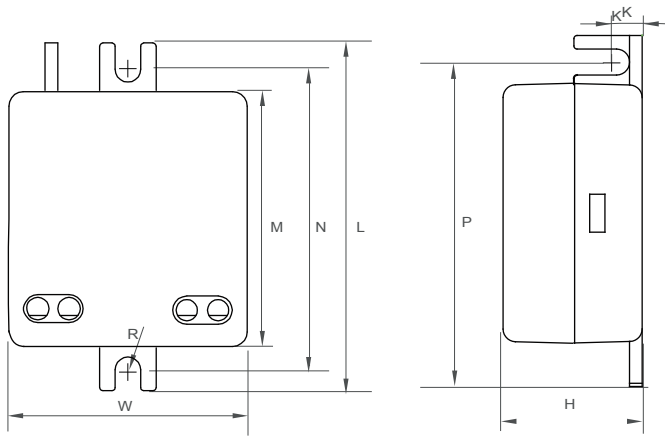


230V



Physical

Parameter



L : 55.6 mm W : 38.5 mm R : 2.05 mm
M : 41.1 mm H : 21.8 mm P : 51.3 mm
N : 48 mm K : 4.05 mm

Tolerance : $\geq \pm 1$ mm

Housing Material : Polycarbonate

Wiring Diagram

