

Item	Value	Remark
Nominal voltage	220–240V	
Nominal frequency	50–60Hz	
AC voltage range	198–264V	
DC voltage range (start)	NA	
DC voltage range (operation)	NA	
Nominal current		
LNTC10W400LR	55mA	
LNTC10W300LR	60mA	
LNTC10W350/500LR	65mA	
Total Harmonic Distortion (THD)	< 20%	Full load @230VAC
Power factor	0.93C-0.97	Full load @230VAC
Displacement factor	0.93C-0.97	Full load @230VAC
Efficiency		
LNTC10W400LR	76% (Typ.)	Full load @230VAC
LNTC10W300LR	78% (Typ.)	Full load @230VAC
LNTC10W350/500LR	80% (Typ.)	Full load @230VAC
No-load power	NA	
Stand-by power	NA	
Protection class	NA	
Inrush current	10 A / 40 μ s	
Max.units per circuit breaker	Type B , 10A MCB	62
	Type B , 16A MCB	98
	Type C , 10A MCB	77
	Type C , 16A MCB	123
Earth leakage current	NA	
Nominal voltage range		
LNTC10W300/350LR	16-29Vdc	
LNTC10W400/500LR	11-20Vdc	

	Item	Value	Remark
Output	Maximum voltage		
	LNTC10W300/350LR	35Vdc	
	LNTC10W400/500LR	26Vdc	
	Nominal current range		
	LNTC10W300LR	300mA	
	LNTC10W350LR	350mA	
	LNTC10W400LR	400mA	
	LNTC10W500LR	500mA	
	Current accuracy		Full load @230VAC
	LNTC10W300LR	± 6%	
	LNTC10W350/400LR	± 5%	
	LNTC500LR	± 5%	
	Typical output LF current ripple	± 5%	Low Frequency<120Hz Full load @230VAC
	SVM	≤ 0.4	Full load @230VAC
	PstLM	≤ 1	Full load @230VAC
Starting time	< 0.5 S	Full load @230VAC	
Nominal power range			
LNTC10W300LR	4.8-8.7W		
LNTC10W350LR	5.6-10.1W		
LNTC10W400LR	4.4-8.0W		
LNTC10W500LR	5.5-10W		
Maximum power	10W		
Dimming	Dimming control	Trailing Edge	
	Dimming technique	Amplitude	
	PWM frequency	NA	
	Dimming range	10-100%	
	Lowest dimming current	NA	
	Galvanic isolation	NA	
Environment	Ambient temperature range t_a	-20°C - +50°C	
	Maximum case temperature t_c		
	LNTC10W300/350LR	65°C	
	LNTC10W400/500LR	70°C	
	Max. case temp. in fault condition	110°C	When operating under fault conditions, the temperature of the enclosure at any location should not exceed 110 °C
	Storage temperature range	-25°C - +85°C	
	Relative humidity	10% - 85%	
	Surge transient protection	1 kV	L/N
	Environmental rating	Indoor	
	IP rating	IP20	
Mains switching cycles	> 100,000		
Expected lifetime			
LNTC10W300/350LR	Full load	> 50,000 h, t_c 65 °C @ t_a 50 °C	0.2 % / 1,000 h failure rate
LNTC10W400/500LR	Full load	> 50,000 h, t_c 70 °C @ t_a 50 °C	0.2 % / 1,000 h failure rate

	Item	Value	Remark
Packing	Gross weight/Carton	6.3 kg	
	Net weight/Carton	5.2 kg	
	Pcs/Carton	96 PCS	
	Dimension/Carton	395(L)*350(W)*215(H)mm	

Protections

Short-circuit Protection	Auto recovery
Open-circuit Protection	Auto recovery
Overload Protection	Auto recovery

Conformity & Standards

Safety standard:	EN 61347-1, EN 61347-2-13, EN 62493
Performance:	EN 62384
EMC standard:	EN 55015, EN 61000-3-2, EN 61000-3-3, EN 61547
CCC standard:	GB17625.1,GB/T17743,GB19510.1,GB19510.14
SAA standard:	AS/NZS 61347.1, AS/NZS IEC 61347.2.13

Cable information

PRI Connection	L	N
Color	Brown	Blue
Wire type	7022	7022
Wire diameter	AWG18	AWG18
Wire length	138mm	140mm
Stripping	6mm	6mm
Tolerance	±5mm	±5mm

Sec Connection	+	-
Color	Red	Black
Wire type	1332	1332
Wire diameter	AWG22	AWG22
Wire length	141mm	141mm
Strip length	6mm	6mm
Tolerance	±5mm	±5mm

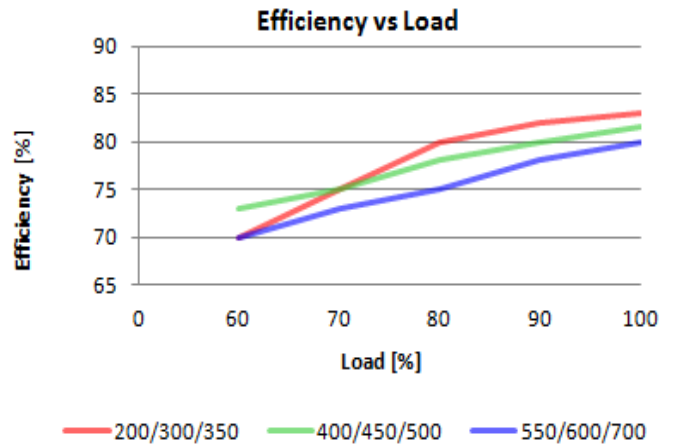
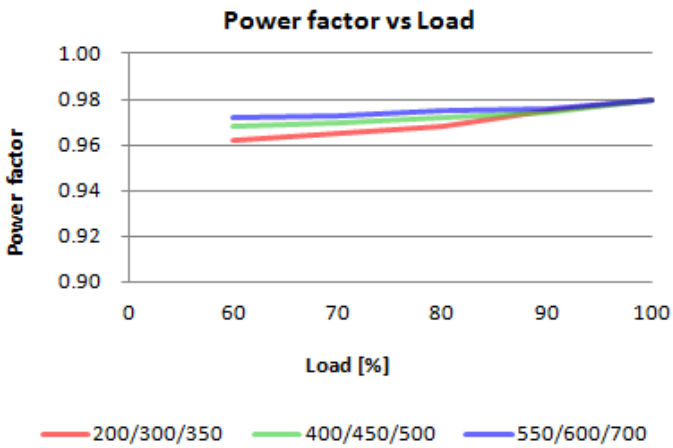
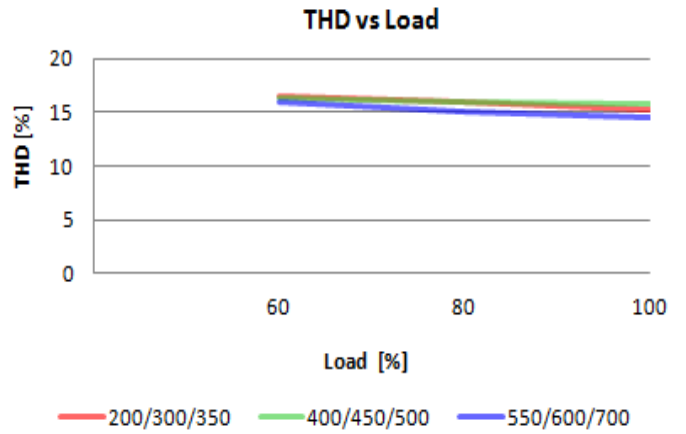
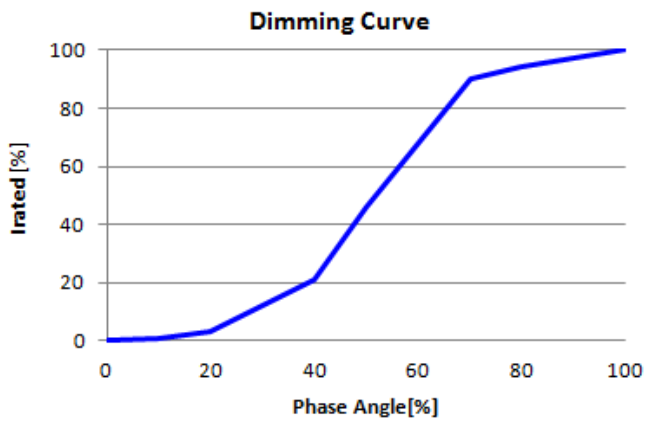
* If not mentioned, all the test conditions are based on full load at 230VAC input (for 220-240 VAC input).

Subject to change without notice, HEP guarantees all products perform functionally well

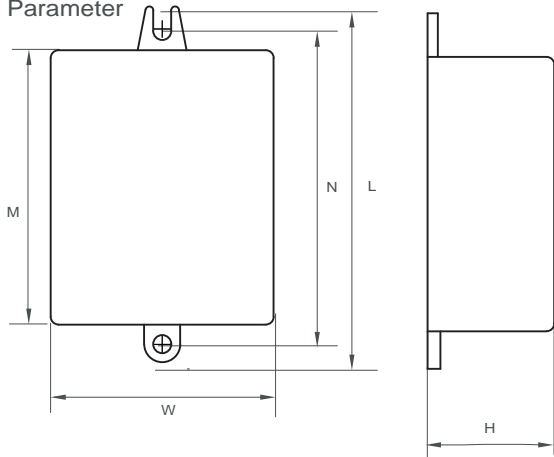
Trailing Edge Dimmer list approved by HEP

Manufacturer	Model	Q'ty of parallel connection	Min.load(W)
CLIPSAL	32E450TM	10	10W
Berker	2874	10	20W
Busch	6513U-102	10	40W
Busch	6519U	10	40W
ETMAN	321P	10	25W
Busch	6523 UR-103	10	2W
Busch	6523 U-102	7	2W
Niko	310-0190X	10	5W
JUNG	LB-Management	7	20W
Merten	SBD200LED(MEG5134-0000)	7	4W

Electrical Values



Physical Parameter



L : 69.3 mm W: 43.5 mm
M: 53.5 mm H: 24.6 mm
N : 61 mm

Tolerance : +/-1 mm , R : +/-0.5 mm

Housing Material : Polycarbonate
Soldering : Lead-Free, Comply With RoHS
Label : Surface Print

Wiring Diagram

