

Item	Value	Remark
Nominal voltage	220–240V	
Nominal frequency	50–60Hz	
AC voltage range	198–264V	
DC voltage range (start)	NA	
DC voltage range (operation)	NA	
Nominal current		
LNDC15W180LRP	50mA	
LNDC15W200LRP	55mA	
LNDC15W250LRP	70mA	
LNDC15W300LRP	80mA	
LNDC15W350LRP	95mA	
Total Harmonic Distortion (THD)	< 25%	Full load @230VAC
Power factor		Full load @230VAC
LNDC15W180LRP	0.88-0.9C	
LNDC15W200LRP	0.88-0.92C	
LNDC15W250LRP	0.87-0.92C	
LNDC15W300LRP	0.84-0.93C	
LNDC15W350LRP	0.9-0.94C	
Displacement factor		Full load @230VAC
LNDC15W180LRP	0.88-0.9C	
LNDC15W200LRP	0.88-0.92C	
LNDC15W250LRP	0.87-0.92C	
LNDC15W300LRP	0.84-0.93C	
LNDC15W350LRP	0.9-0.94C	
Efficiency	80% (Typ.)	Full load @230VAC
No-load power	NA	
Stand-by power	< 0.5W	
Protection class	NA	
Inrush current	5.5 A / 45 μs	
Max.units per circuit breaker	Type B , 10A MCB	42
	Type B , 16A MCB	67
	Type C , 10A MCB	53
	Type C , 16A MCB	84
Earth leakage current	NA	

	Item	Value	Remark
	Nominal voltage range	30-43Vdc	
	Maximum voltage	50Vdc	
	Nominal current range		
	LNDC15W180LRP	180mA	
	LNDC15W200LRP	200mA	
	LNDC15W250LRP	250mA	
	LNDC15W300LRP	300mA	
	LNDC15W350LRP	350mA	
Output	Current accuracy		
	LNDC15W300/350LRP	± 5%	
	LNDC15W180/200/250LRP	± 8%	
	Typical output LF current ripple	± 5%	Low Frequency < 120Hz Full load @ 230VAC
	Starting time	< 0.5 S	Full load @ 230VAC
	Nominal power range		
	LNDC15W180LRP	5.4-7.7W	
	LNDC15W200LRP	6.0-8.6W	
	LNDC15W250LRP	7.5-10.7W	
	LNDC15W300LRP	9.0-12.9W	
LNDC15W350LRP	10.5-15W		
Maximum power	15W		
Dimming	Dimming control	DALI/Touch Dim	
	Dimming technique	Amplitude	
	PWM frequency	NA	
	Dimming range	5-100%	
	Lowest dimming current	4-8%	
	Galvanic isolation	Basic insulated to PRI and double insulated to SEC	
Environment	Ambient temperature range t_a	-20°C - +50°C	
	Maximum case temperature t_c	80°C	$t_a = 50^\circ\text{C}$
	Max. case temp. in fault condition	110°C	When operating under fault conditions, the temperature of the enclosure at any location should not exceed 110 °C.
	Storage temperature range	-40°C - +85°C	
	Relative humidity	10% - 95%	
	Surge transient protection	1kV	L/N
	Environmental rating	Indoor	
	IP rating	IP20	
	Mains switching cycles	> 100,000	
	Expected lifetime	> 50,000 h, $t_c 80^\circ\text{C}$ @ $t_a 50^\circ\text{C}$ > 100000 h, $t_c 70^\circ\text{C}$ @ $t_a 40^\circ\text{C}$	0.2 % / 1,000 h failure rate @ $t_c 80^\circ\text{C}$ 0.1 % / 1,000 h failure rate @ $t_c 70^\circ\text{C}$
Packing	Gross weight/Carton	10.1 kg	
	Net weight/Carton	9 kg	
	Pcs/Carton	72 PCS	
	Dimension/Carton	490(L)*270(W)*225(H)mm	
Protections			
	Short-circuit Protection	Auto recovery	
	Open-circuit Protection	Auto recovery	
	Overload Protection	Auto recovery	

Conformity & Standards

Safety standard:	EN 61347-1, EN 61347-2-13, EN 62493
Performance:	EN 62384
SAA standard:	AS/NZS 61347.1, AS/NZS IEC 61347.2.13
CCC standard:	GB17625.1,GB/T17743,GB19510.1,GB19510.14
EMC standard:	EN 55015, EN 61000-3-2, EN 61000-3-3, EN 61547
DALI protocol standard:	EN 62386-101, EN 62386-102, EN 62386-207

Cable information

PRI Connection	L	N
Color	Brown	Blue
Wire type	7022	7022
Wire diameter	AWG18	AWG18
Wire length	130mm	128mm
Stripping	6mm	6mm
Tolerance	±5mm	±5mm

Sec Connection	+	-
Color	Red	Black
Wire type	3385	3385
Wire diameter	AWG22	AWG22
Wire length	154mm	154mm
Strip length	6mm	6mm
Tolerance	±5mm	±5mm

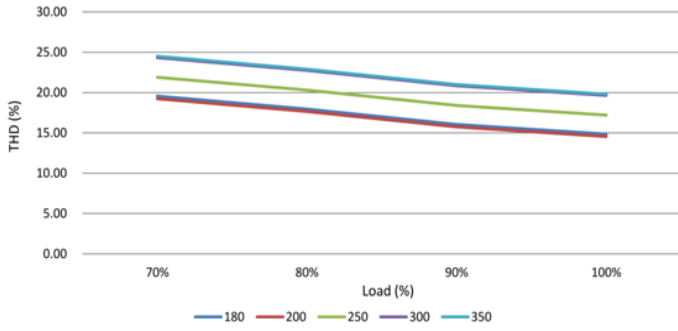
DALI/Touch Dim Connection	DA	DA
Color	Purple	Gray
Wire type	7022	7022
Wire diameter	AWG20	AWG20
Wire length	141mm	141mm
Stripping	10mm	10mm
Tolerance	±5mm	±5mm

Subject to change without notice, HEP guarantees all products perform functionally well

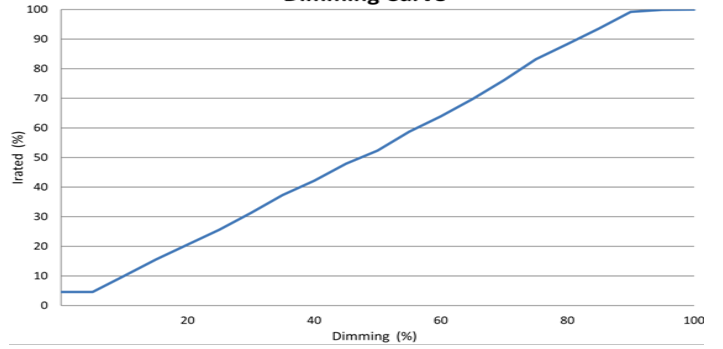
* If not mentioned, all the test conditions are based on full load at 230VAC input (for 220-240 VAC input).

Electrical Values

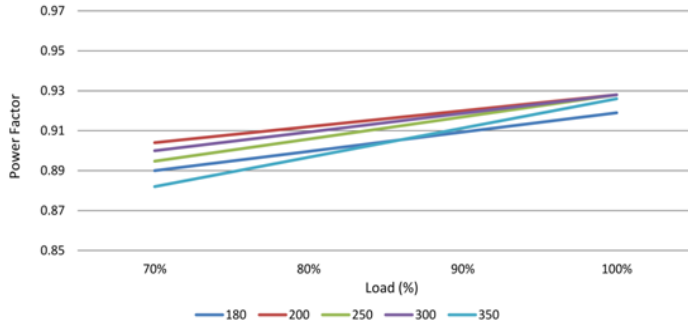
THD vs Load



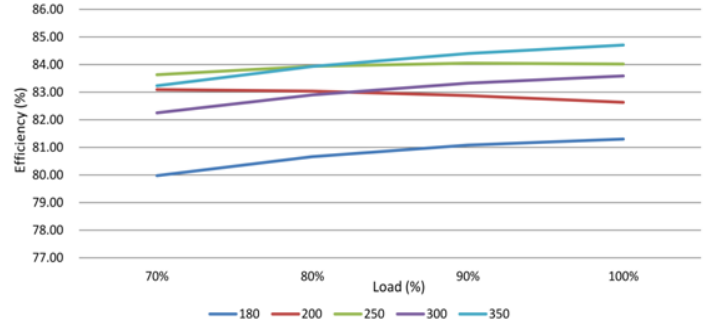
Dimming Curve



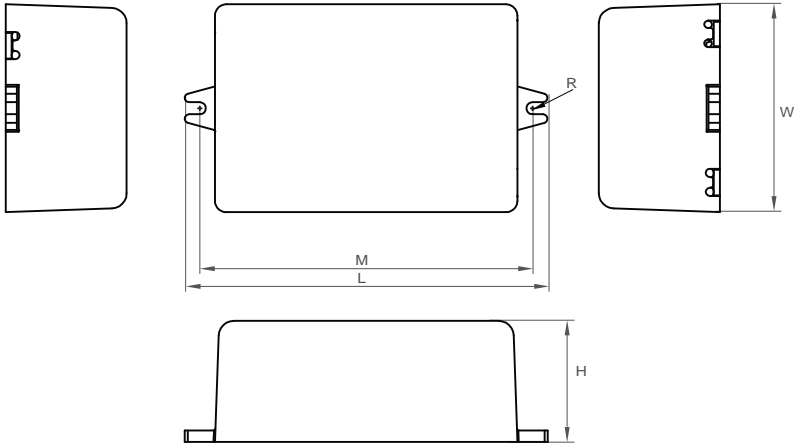
Power Factor vs Load



Efficiency vs Load




**Physical
Parameter**



L : 88 mm M : 80.3 mm R : 1.6 mm
W : 45 mm H : 25 mm

Tolerance : +/-1 mm , R : +/-0.5 mm

Housing Material : Polycarbonate
Soldering : Lead-Free, Comply With RoHS
Label : Surface Print



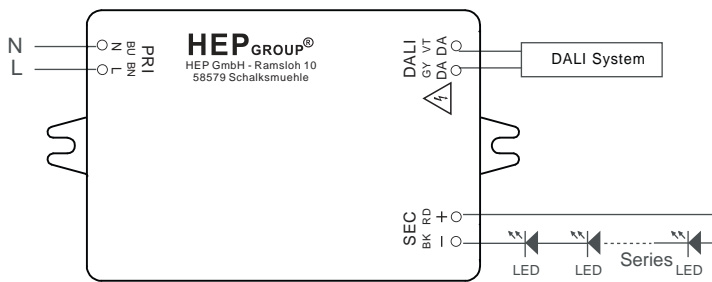
L : 73 mm H : 25 mm
W : 45 mm

Tolerance : +/-1 mm

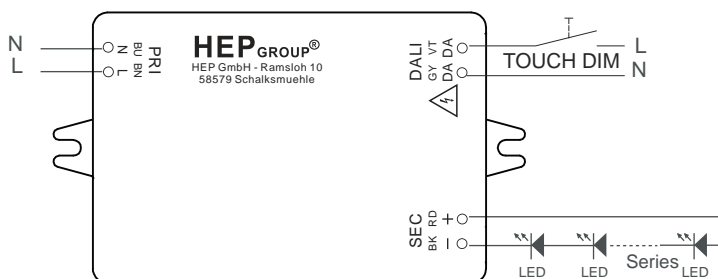
Housing Material : Polycarbonate
Soldering : Lead-Free, Comply With RoHS
Label : Surface Print

Wiring Diagram

DALI system



TOUCH DIM



* Touch Dim

Short push (<0.6sec.) Push to turn ON-OFF
 Long push (>0.6sec.) Dimming up or down

Synchronization of Touch DIM

If a large number of driver with Touch Dim is operated in a system there is a chance that an driver will operate out of synchronization with the others(= different dimming level setting or different switching state).

Synchronism can be restored as follows:

- 1.Step: Long push all the lamps are switched on
- 2.Step: Short push all the lamps are switched off
- 3.Step: Long push all the lamps are switched on the minimum dimming setting of the drivers and continuously fade up to the desired dimming level, then release push bottom.

Max. lead length : 20 M

Max. parallel units : 15 pcs