



Item	Value	Remark
Nominal voltage	220–240V	
Nominal frequency	50–60Hz	
AC voltage range	198–264V	
DC voltage range (start)	NA	
DC voltage range (operation)	NA	
Nominal current		
LNDC10W400LRP	50mA	
LNDC10W300LRP	55mA	
LNDC10W450LRP	60mA	
LNDC10W350/500LRP	65mA	
Total Harmonic Distortion (THD)	< 25%	Full load @ 230VAC
Power factor		Full load @ 230VAC
LNDC10W300LRP	0.85-0.9C	
LNDC10W350LRP	0.86-0.91C	
LNDC10W400LRP	0.84-0.9C	
LNDC10W450LRP	0.81-0.93C	
LNDC10W500LRP	0.84-0.94C	
Displacement factor		Full load @ 230VAC
LNDC10W300LRP	0.85-0.9C	
LNDC10W350LRP	0.86-0.91C	
LNDC10W400LRP	0.84-0.9C	
LNDC10W450LRP	0.81-0.93C	
LNDC10W500LRP	0.84-0.94C	
Efficiency	78% (Typ.)	Full load @ 230VAC
No-load power	NA	
Stand-by power	< 0.5W	
Protection class	NA	
Inrush current	3.5 A / 25 us	
Max.units per circuit breaker		
Type B , 10A MCB	62	
Type B , 16A MCB	98	
Type C , 10A MCB	77	
Type C , 16A MCB	123	
Earth leakage current	NA	

	Item	Value	Remark
Output	Nominal voltage range		
	LNDC10W300/350LRP	20-29Vdc	
	LNDC10W400/450/500LRP	14-20Vdc	
	Maximum voltage		
	LNDC10W300/350LRP	40Vdc	
	LNDC10W400/450/500LRP	30Vdc	
	Nominal current range		
	LNDC10W300LRP	300mA	
	LNDC10W350LRP	350mA	
	LNDC10W400LRP	400mA	
	LNDC10W450LRP	450mA	
	LNDC10W500LRP	500mA	
	Current accuracy		
	LNDC10W350/400/450/500LRP	± 5%	
	LNDC10W300LRP	± 8%	
	Typical output LF current ripple	± 6%	Low Frequency < 120Hz Full load @ 230VAC
	Starting time	< 0.5 S	Full load @ 230VAC
Nominal power range			
LNDC10W300LRP	6-8.7W		
LNDC10W350LRP	7-10.1W		
LNDC10W400LRP	5.6-8W		
LNDC10W450LRP	6.3-9W		
LNDC10W500LRP	7-10W		
Maximum power	10W		
Dimming	Dimming control	DALI/Touch Dim	
	Dimming technique	Amplitude	
	PWM frequency	NA	
	Dimming range	5-100%	
	Lowest dimming current	1-8%	
	Galvanic isolation	Basic insulated to PRI and double insulated to SEC	
Environment	Ambient temperature range t _a	-20°C - +50°C	
	Maximum case temperature t _c	75°C	
	Max. case temp. in fault condition	110°C	When operating under fault conditions, the temperature of the enclosure at any location should not exceed 110 °C
	Storage temperature range	-40°C - +85°C	
	Relative humidity	10% - 95%	
	Surge transient protection	1 KV	L/N
	Environmental rating	Indoor	
	IP rating	IP20	
	Mains switching cycles	> 100,000	
	Expected lifetime	> 50,000 h, t _c 75 °C @ t _a 50 °C > 100000 h, t _c 65 °C @ t _a 40 °C	0.2 % / 1,000 h failure rate @ t _c 75 °C 0.1 % / 1,000 h failure rate @ t _c 65 °C
Packing	Gross weight/Carton	10.1 kg	
	Net weight/Carton	9.2 kg	
	Pcs/Carton	96 PCS	
	Dimension/Carton	395(L)*350(W)*215(H)mm	

Protections	
Short-circuit Protection	Auto recovery
Open-circuit Protection	Auto recovery
Overload Protection	Auto recovery

Conformity & Standards	
Safety standard:	EN 61347-1, EN 61347-2-13, EN 62493
Performance:	EN 62384
SAA standard:	AS/NZS 61347.1, AS/NZS IEC 61347.2.13
CCC standard:	GB17625.1,GB/T17743,GB19510.1,GB19510.14
EMC standard:	EN 55015, EN 61000-3-2, EN 61000-3-3, EN 61547
DALI protocol standard:	EN 62386-101, EN 62386-102, EN 62386-207

Cable information		
PRI Connection	L	N
Color	Brown	Blue
Wire type	7022	7022
Wire diameter	AWG18	AWG18
Wire length	138mm	141mm
Stripping	6mm	6mm
Tolerance	±5mm	±5mm

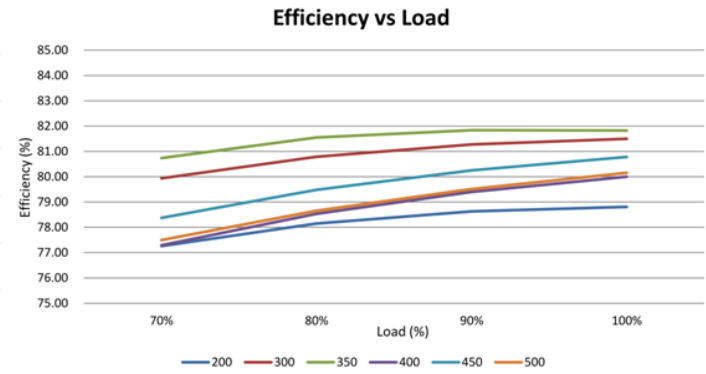
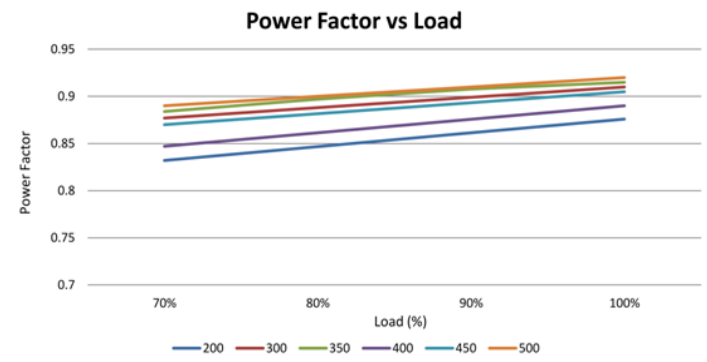
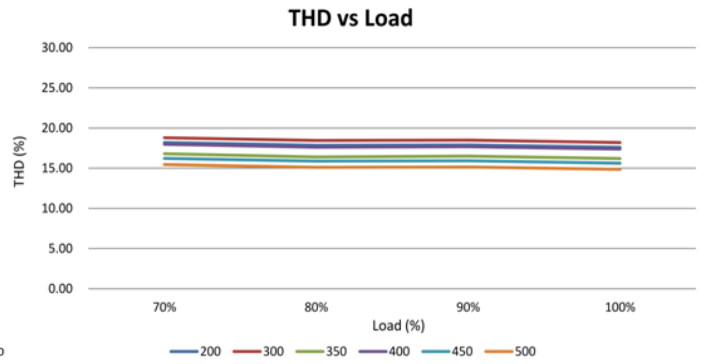
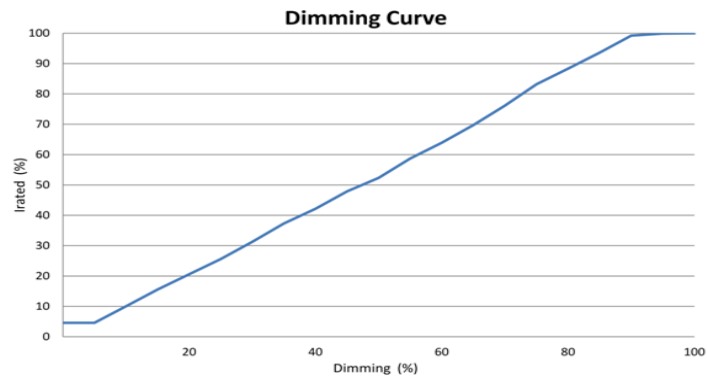
Sec Connection	+	-
Color	Red	Black
Wire type	1332	1332
Wire diameter	AWG22	AWG22
Wire length	140mm	141mm
Stripping	6mm	6mm
Tolerance	±5mm	±5mm

DALI/Touch Dim Connection	DA	DA
Color	Purple	Gray
Wire type	7022	7022
Wire diameter	AWG20	AWG20
Wire length	146mm	150mm
Stripping	10mm	10mm
Tolerance	±5mm	±5mm

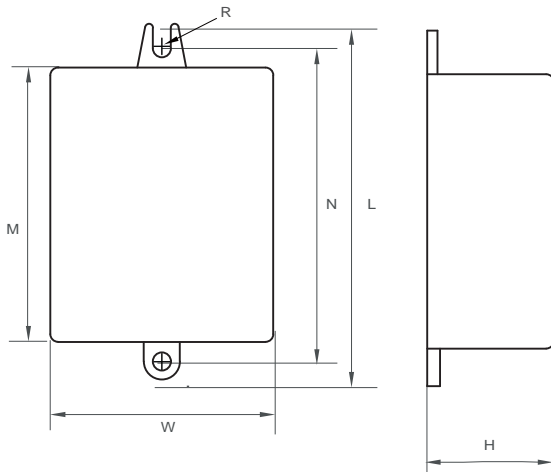
Subject to change without notice, HEP guarantees all products perform functionally well

* If not mentioned, all the test conditions are based on full load at 230VAC input (for 220-240 VAC input).

Electrical Values



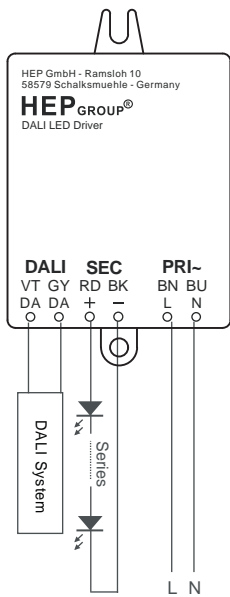
Physical Parameter



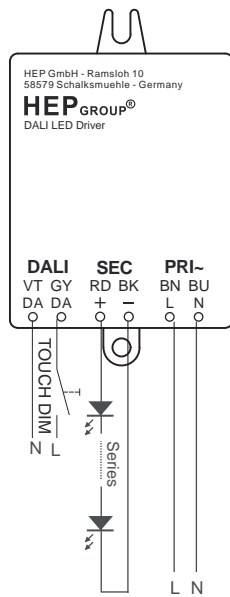
L : 69.3 mm W: 43.5 mm
M : 53.5 mm H : 24.6 mm
N : 61 mm R : 1.75 mm
Tolerance : +/-1 mm , R : +/-0.5 mm
Housing Material : Polycarbonate
Soldering : Lead-Free, Comply With RoHS
Label : Surface Print

Wiring Diagram

DALI



TOUCH DIM



*** Touch Dim**

Short push (<0.6sec.) Push to turn ON-OFF
Long push (>0.6sec.) Dimming up or down

Synchronization of Touch DIM

If a large number of driver with Touch Dim is operated in a system there is a chance that an driver will operate out of synchronization with the others(= different dimming level setting or different switching state).

Synchronism can be restored as follows:

- 1.Step: Long push all the lamps are switched on
- 2.Step: Short push all the lamps are switched off
- 3.Step: Long push all the lamps are switched on the minimum dimming setting of the drivers and continuously fade up to the desired dimming level, then release push bottom.

Max. lead length : 20 M
Max. parallel units : 15 pcs