

Item	Value	Remark
Nominal voltage	220–240V	
Nominal frequency	50–60Hz	
AC voltage range	198–264V	
DC voltage range (start)	NA	
DC voltage range (operation)	NA	
Nominal current		
LNC30W400LRP-1C	130mA	
LNC30W450LRP-1C	145mA	
LNC30W500LRP-1C	160mA	
LNC30W550LRP-1C	140mA	
LNC30W600LRP-1C	150mA	
LNC30W700LRP-1C	175mA	
LNC30W800LRP-1C	145mA	
LNC30W900LRP-1C	160mA	
LNC30W1000LRP-1C	180mA	
Total Harmonic Distortion (THD)	< 25%	Full load @230VAC
Power factor	0.9C	Full load @230VAC
Displacement factor	0.9C	Full load @230VAC
Efficiency	85%(Typ.)	Full load @230VAC
No-load power	NA	
Stand-by power	<0.5W	
Protection class	NA	
Inrush current	6 A / 30μs	
Max.units per circuit breaker	Type B , 10A MCB	22
	Type B , 16A MCB	36
	Type C , 10A MCB	28
	Type C , 16A MCB	44
Earth leakage current	NA	
Nominal voltage range		
LNC30W400/450/500LRP-1C	36-54Vdc	
LNC30W550/600/700LRP-1C	30-42Vdc	
LNC30W800/900/1000LRP-1C	21-30Vdc	

	Item	Value	Remark
	Maximum voltage		
	LNC30W400/450/500LRP-1C	63Vdc	
	LNC30W550/600/700LRP-1C	50Vdc	
	LNC30W800/900/1000LRP-1C	38Vdc	
	Nominal current range		
	LNC30W400LRP-1C	400mA	
	LNC30W450LRP-1C	450mA	
	LNC30W500LRP-1C	500mA	
	LNC30W550LRP-1C	550mA	
	LNC30W600LRP-1C	600mA	
	LNC30W700LRP-1C	700mA	
	LNC30W800LRP-1C	800mA	
	LNC30W900LRP-1C	900mA	
	LNC30W1000LRP-1C	1000mA	
Output	Current accuracy	± 5%	Full load @230VAC
	Typical output LF current ripple	± 5%	Low Frequency<120Hz Full load @ 230VAC (Peak to Peak)
	SVM	≤ 0.4	Full load @230VAC
	PstLM	≤ 1	Full load @230VAC
	Starting time	< 0.5 S	Full load @230VAC
	Nominal power range		
	LNC30W400LRP-1C	14.4-21.6W	
	LNC30W450LRP-1C	16.2-24.3W	
	LNC30W500LRP-1C	18.0-27.0W	
	LNC30W550LRP-1C	16.5-23.1W	
	LNC30W600LRP-1C	18.0-25.2W	
	LNC30W700LRP-1C	21.0-29.4W	
	LNC30W800LRP-1C	16.8-24.0W	
	LNC30W900LRP-1C	18.9-27.0W	
	LNC30W1000LRP-1C	21.0-30.0W	
	Maximum power	30W	
Dimming	Dimming control	0/1-10V	0V:Dimming Port Short
	Dimming technique	Amplitude	
	PWM frequency	NA	
	Dimming range	10-100%	1-10V
	Lowest dimming current	3-7%	1V : Full load @ 230VAC When dimming under 1V, the output current won't be defined.
	Galvanic isolation	Basic insulated to PRI and supplementary insulated to SEC	
Environment	Ambient temperature range t_a	-20°C - +50°C	
	Maximum case temperature t_c	75°C	$t_a = 50 °C$
	Max. case temp. in fault condition	110°C	When operating under fault conditions, the temperature of the enclosure at any location should not exceed 110 °C
	Storage temperature range	-40°C - +85°C	
	Relative humidity	10% - 95%	
	Surge transient protection	1 kV	L/N
	Environmental rating	Indoor	
	IP rating	IP20	
	Mains switching cycles	> 100,000	
	Expected lifetime	> 50,000 h, $t_c 75 °C @ t_a 50 °C$	0.2 % / 1,000 h failure rate

Packing	Gross weight/Carton	10.1 kg
	Net weight/Carton	9 kg
	Pcs/Carton	56 PCS
	Dimension/Carton	490(L)*270(W)*225(H)mm

Protections

Short-circuit Protection	Auto recovery
Open-circuit Protection	Auto recovery
Overload Protection	Auto recovery

Conformity & Standards

Safety standard:	EN 61347-1, EN 61347-2-13, EN 62493
Performance:	EN 62384
EMC standard:	EN 55015, EN 61000-3-2, EN 61000-3-3, EN 61547
SAA standard:	AS/NZS 61347.1, AS/NZS IEC 61347.2.13

Cable information

PRI Connection	L	N
Color	Brown	Blue
Wire type	7022	7022
Wire diameter	AWG18	AWG18
Wire length	128mm	128mm
Stripping	6mm	6mm
tolerance	±5mm	±5mm

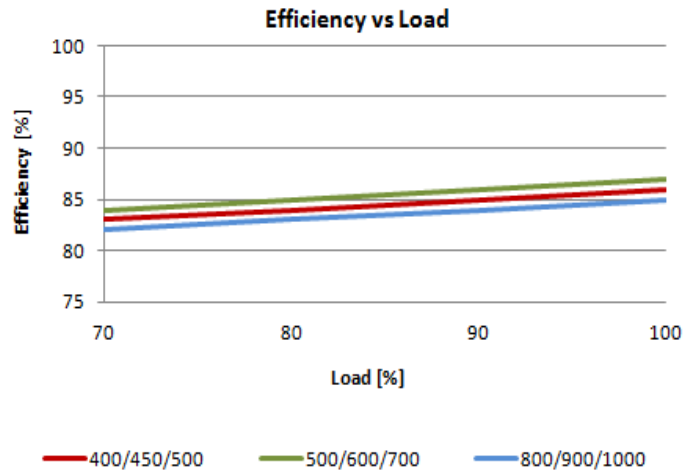
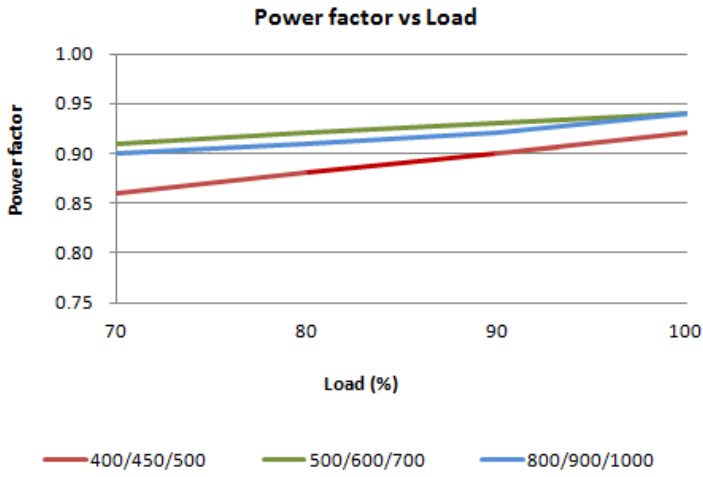
Sec Connection	+	-
Color	Red	Black
Wire type	1332	1332
Wire diameter	AWG20	AWG20
Wire length	149mm	149mm
Strip length	10mm	10mm
tolerance	±5mm	±5mm

Control Input 1-10V	+	-
Color	Purple	Gray
Wire type	1332	1332
Wire diameter	AWG22	AWG22
Wire length	120mm	120mm
Stripping	10mm	10mm
tolerance	±5mm	±5mm

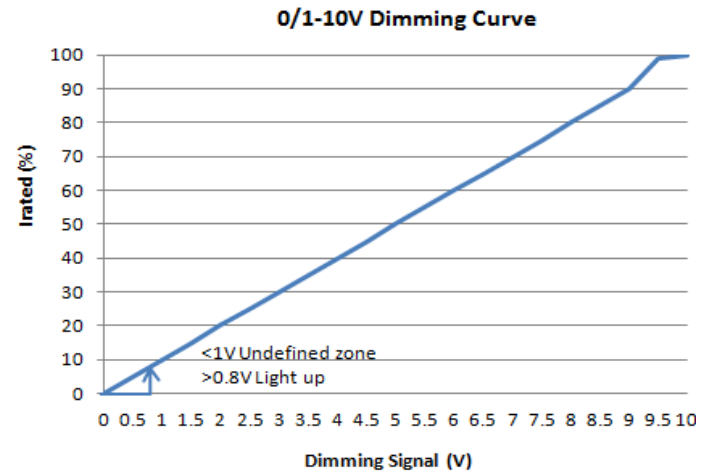
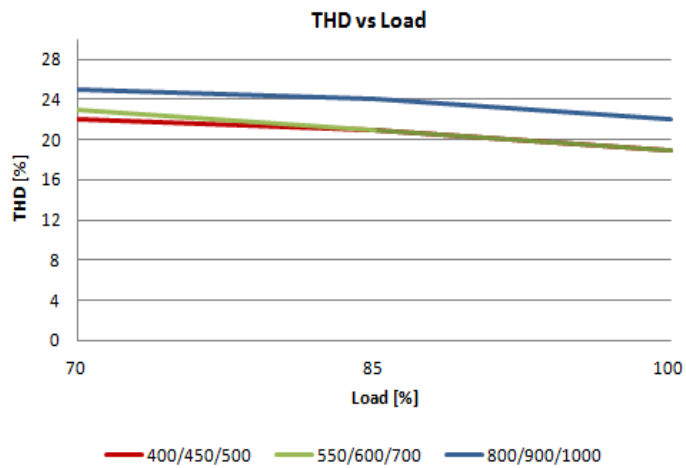
Subject to change without notice, HEP guarantees all products perform functionally well

* If not mentioned, all the test conditions are based on full load at 230VAC input (for 220-240 VAC input).

Electrical Values



100 % load corresponds to the max output power.




When dimming under 1V, the output current won't be defined.

Physical

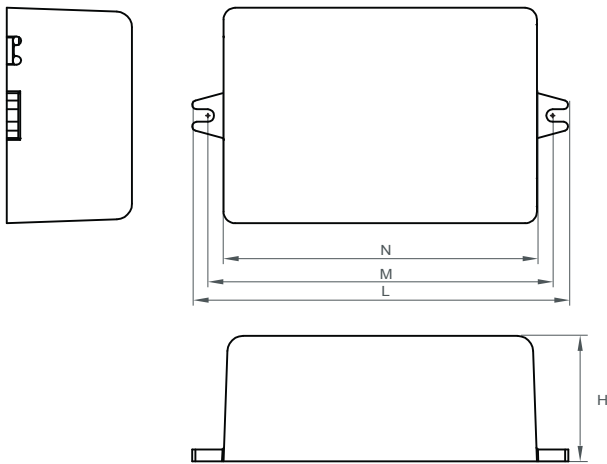
Parameter

Clear type



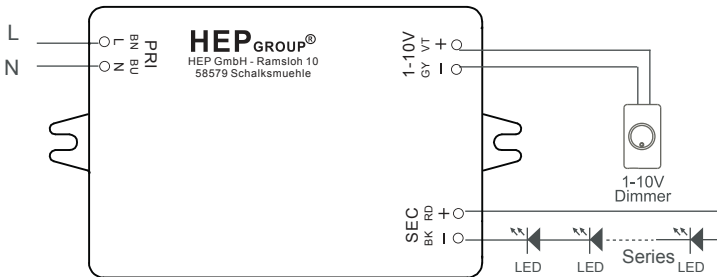
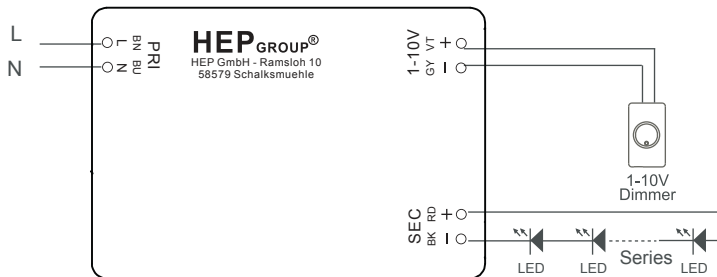
L : 80 mm W: 55 mm H: 32 mm
 Tolerance : +/-1 mm
 Housing Material : Polycarbonate / Potting
 Soldering : Lead-Free, Comply With RoHS
 Label : Surface Print

Screw clip type



L : 96 mm M: 88.2 mm N : 80 mm
 W: 55 mm H: 32 mm
 Tolerance : +/-1 mm , R : +/-0.5 mm
 Housing Material : Polycarbonate / Potting
 Soldering : Lead-Free, Comply With RoHS
 Label : Surface Print

Wiring Diagram



Remark :
 Before switching on the supply voltage all LEDs must be completely wired and connected,
 and be sure all wire connection complying with instruction of wiring diagram.