

Item	Value	Remark
Nominal voltage	220–240V	
Nominal frequency	50–60Hz	
AC voltage range	198–264V	
DC voltage range (start)	NA	
DC voltage range (operation)	NA	
Nominal current		
LNC15W350LRP-1C	105mA	
LNC15W300LRP-1C	90mA	
LNC15W250LRP-1C	80mA	
LNC15W200LRP-1C	75mA	
LNC15W180LRP-1C	70mA	
Total Harmonic Distortion (THD)	< 25%	Full load @ 230VAC
Power factor	0.9C	Full load @ 230VAC
Displacement factor	0.9C	Full load @ 230VAC
Efficiency		
LNC15W350/300/250LRP-1C	80% (Typ.)	Full load @ 230VAC
LNC15W200/180LRP-1C	78% (Typ.)	Full load @ 230VAC
No-load power	NA	
Stand-by power	<0.5W	
Protection class	NA	
Inrush current	1.84A / 26.2μs	
Max.units per circuit breaker	Type B , 10A MCB	38
	Type B , 16A MCB	61
	Type C , 10A MCB	48
	Type C , 16A MCB	76
Earth leakage current	NA	
Nominal voltage range	30-45 Vdc	
Maximum voltage	55 Vdc	
Nominal current range		
LNC15W350LRP-1C	350mA	
LNC15W300LRP-1C	300mA	
LNC15W250LRP-1C	250mA	
LNC15W200LRP-1C	200mA	
LNC15W180LRP-1C	180mA	

	Item	Value	Remark
	Current accuracy		Full load @ 230VAC
	LNC15W350/300LRP-1C	± 5%	
	LNC15W250/200/180LRP-1C	± 8%	
	Typical output LF current ripple	± 6%	Low Frequency<120Hz Full load @ 230VAC (Peak to Peak)
Output	Starting time	< 0.5 S	Full load @230VAC
	Nominal power range		
	LNC15W350LRP-1C	10.5-15.7W	
	LNC15W300LRP-1C	9.0-13.5W	
	LNC15W250LRP-1C	7.5-11.2W	
	LNC15W200LRP-1C	6.0-9.0W	
	LNC15W180LRP-1C	5.4-8.1W	
	Maximum power	15W	
Dimming	Dimming control	0/1-10V	0V:Dimming Port Short
	Dimming technique	Amplitude	
	PWM frequency	NA	
	Dimming range	5-100%	
	Lowest dimming current	4-8%	1V : Full load @ 230VAC When dimming under 1V, the output current won't be defined.
	Galvanic isolation	Basic insulated to PRI and supplementary insulated to SEC	
	Ambient temperature range t_a	-20°C - +50°C	
	Maximum case temperature t_c	80°C	$t_a = 50\text{ °C}$
	Max. case temp. in fault condition	110°C	When operating under fault conditions, the temperature of the enclosure at any location should not exceed 110 °C
Environment	Storage temperature range	-40°C - +85°C	
	Relative humidity	10% - 95%	
	Surge transient protection	1 kV	L/N
	Environmental rating	Indoor	
	IP rating	IP20	
	Mains switching cycles	> 100,000	
	Expected lifetime	> 50,000 h, $t_c 80\text{ °C}$ @ $t_a 50\text{ °C}$ > 100000 h, $t_c 70\text{ °C}$ @ $t_a 40\text{ °C}$	0.2 % / 1,000 h failure rate @ $t_c 80\text{ °C}$ 0.1 % / 1,000 h failure rate @ $t_c 70\text{ °C}$
Packing	Gross weight/Carton	12.3 kg	
	Net weight/Carton	11 kg	
	Pcs/Carton	72 PCS	
	Dimension/Carton	490(L)*270(W)*225(H)mm	
Protections			
	Short-circuit Protection	Auto recovery	
	Open-circuit Protection	Auto recovery	
	Overload Protection	Auto recovery	
Conformity & Standards			
	Safety standard:	EN 61347-1, EN 61347-2-13, EN 62493	
	Performance:	EN 62384	
	EMC standard:	EN 55015, EN 61000-3-2, EN 61000-3-3, EN 61547	
	SAA standard:	AS/NZS 61347.1, AS/NZS IEC 61347.2.13	

Cable information

PRI Connection	L	N
Color	Brown	Blue
Wire type	7022	7022
Wire diameter	AWG18	AWG18
Wire length	130mm	128mm
Stripping	6mm	6mm
Tolerance	±5mm	±5mm

Sec Connection	+	-
Color	Red	Black
Wire type	1332	1332
Wire diameter	AWG22	AWG22
Wire length	141mm	138mm
Strip length	10mm	10mm
Tolerance	±5mm	±5mm

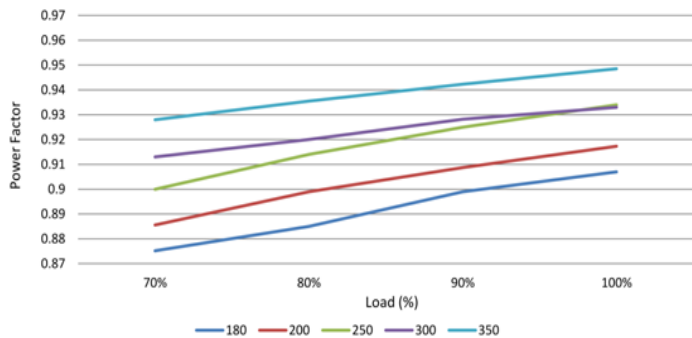
Control Input 1-10V	+	-
Color	Purple	Gray
Wire type	1332	1332
Wire diameter	AWG22	AWG22
Wire length	126mm	126mm
Stripping	10mm	10mm
Tolerance	±5mm	±5mm

Subject to change without notice, HEP guarantees all products perform functionally well

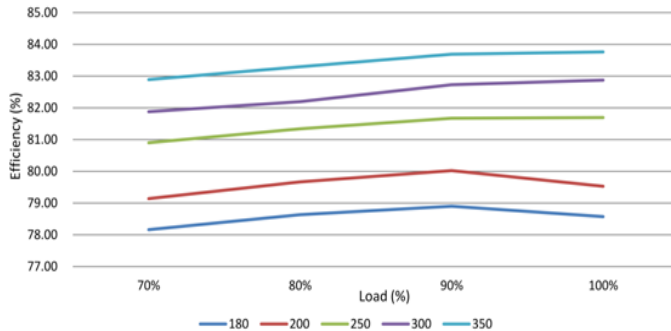
* If not mentioned, all the test conditions are based on full load at 230VAC input (for 220-240 VAC input).

Electrical Values

Power Factor vs Load

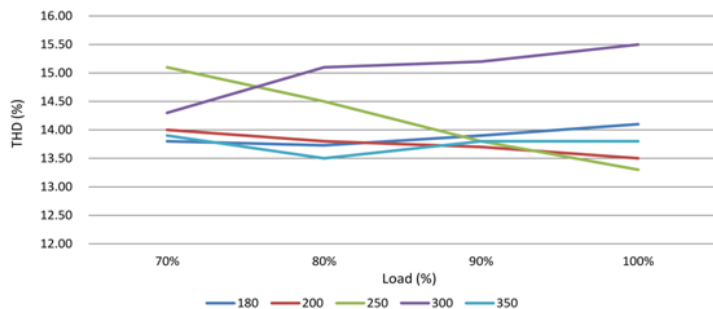


Efficiency vs Load

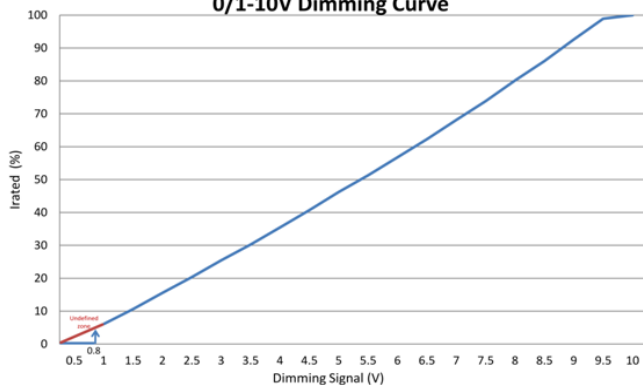


100 % load corresponds to the max output power.

THD vs Load



0/1-10V Dimming Curve

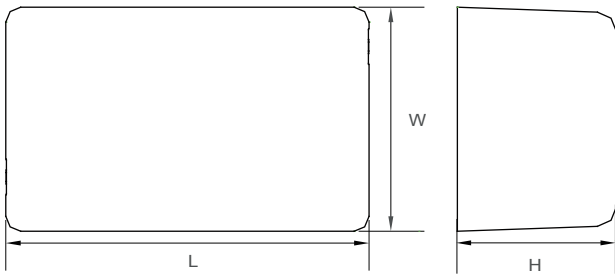


When dimming under 1V, the output current won't be defined.

Physical

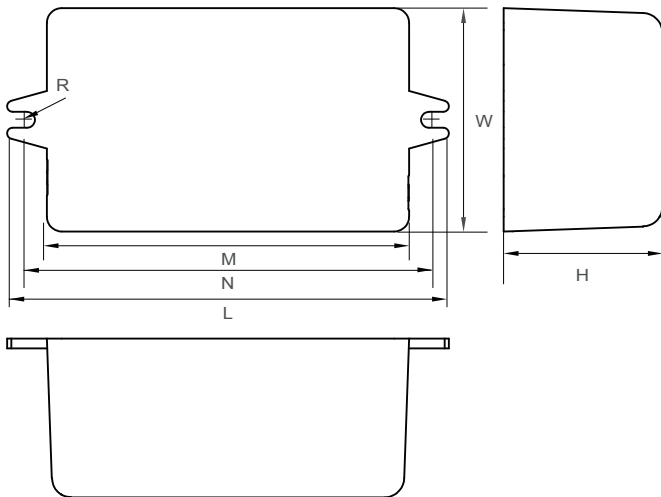
Parameter

Clear type



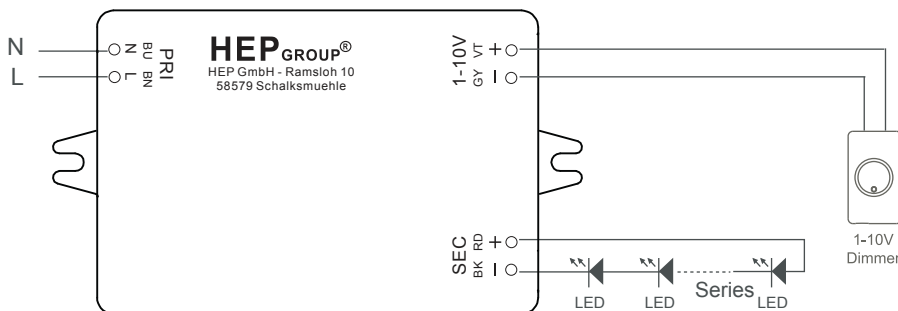
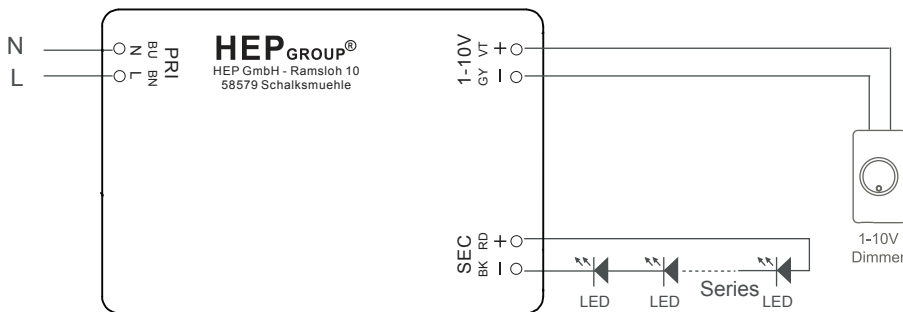
L : 73 mm H : 25 mm
 W: 45 mm
 Tolerance : +/-1 mm
 Housing Material : Polycarbonate / Potting
 Soldering : Lead-Free, Comply With RoHS
 Label : Surface Print

Screw clip type



L : 88 mm N : 80.3 mm H : 25 mm
 M: 73 mm W: 45 mm R : 1.6 mm
 Tolerance : +/-1 mm , R : +/-0.5 mm
 Housing Material : Polycarbonate / Potting
 Soldering : Lead-Free, Comply With RoHS
 Label : Surface Print

Wiring Diagram



Remark :

Before switching on the supply voltage all LEDs must be completely wired and connected, and be sure all wire connection complying with instruction of wiring diagram.