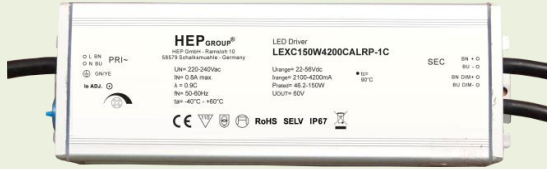


Approval Marks



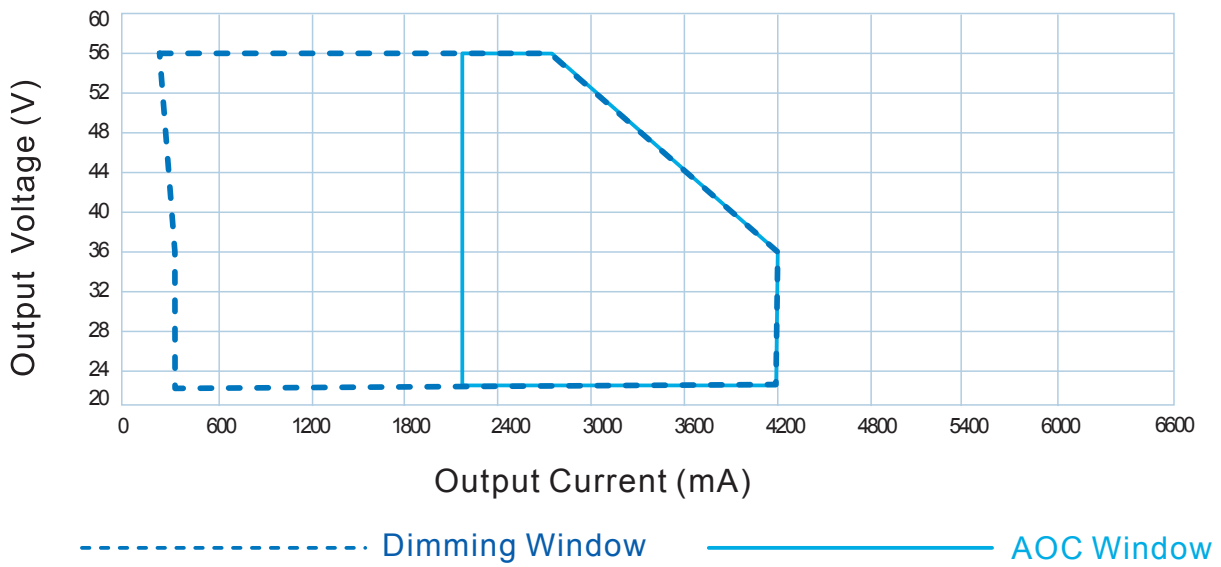
	Item	Value	Remark
Input	Nominal voltage	220–240V	
	Nominal frequency	50–60Hz	
	AC voltage range	198–264V	
	DC voltage range (start)	NA	
	DC voltage range (operation)	NA	
	Nominal current	800mA	Full load @220VAC
	Total Harmonic Distortion (THD)	< 11%	Full load @230VAC
	Power factor	0.96	Full load @230VAC
	Displacement factor	0.96	Full load @230VAC
	Efficiency	90% (Typ.)	Full load 46V/3.3A @230VAC
	No-load power	NA	
	Stand-by power	NA	
	Protection class	I	Suitable for class I luminaires
	Inrush current	120 A / 500 μ s	
Earth leakage current	< 0.7mA		
Output	Nominal voltage range		
	Full power voltage range	36-56Vdc	Full load 150W
	Derating power voltage range	22-56Vdc	22-36V Derating use.
	Maximum voltage	60Vdc	
	Nominal current range		
	Full power current range	2600-4200mA	56V/2600mA-36V/4200mA
	Derating power current range	2100-4200mA	
	Current accuracy	\pm 5%	Full load @230VAC
	Typical output LF current ripple	10%	Low Frequency< 120Hz Full load @230VAC , Peak to Average
	Nominal power range	46.2-150W	
Maximum power	150W		
Dimming	Dimming control	0-10V / PWM / Resistor Dim	Resistor 10K-100Kohm
	Dimming technique	Amplitude	
	PWM frequency	1K-2KHz	
	Dimming range	10% I _{omax} -100% I _{oSet}	
	Lowest dimming current	5-15%	
Galvanic isolation	Reinforced insulated to PRI and supplementary insulated to SEC		

Item	Value		Remark	
Ambient temperature range t_a	-40°C...+60°C			
Maximum case temperature t_c	90°C			
Max. case temp. in fault condition	110°C		When operating under fault conditions, the temperature of the enclosure at any location should not exceed 110 °C	
Environment	Storage temperature range	-40°C...+90°C		
	Relative humidity	5%...95%		
	Surge transient protection	6KV , 10KV		L/N , L-PE/N-PE
	Environmental rating	Outdoor		
	IP rating	IP67		
	Mains switching cycles	> 100,000		
	Expected lifetime	> 62,000 h, t_c 72 °C,80% Load > 115000 h, t_c 60 °C ,80% Load	5 Years	0.16 % / 1,000 h failure rate 0.09 % / 1,000 h failure rate
Packing	Gross weight/box	13.67 Kg		
	Net weight/box	12.88 Kg		
	Pcs/box	14 PCS		
	Dimension/box	500(L)*390(W)*170(H)mm		
Protections				
Short- & open circuit proof, Auto. overheat regulation or cut off, Overload protection				
Conformity & Standards				
Safety standard:	EN 61347, EN 62493			
Performance:	EN 62384			
EMC standard:	EN 55015, EN 61000-3-2, EN 61547,EN 61000-3-3			
Cable information				
PRI Connection	L	N	PE	
Color	Brown	Blue	Yellow/Green	
Wire type	H05RN-F	H05RN-F	H05RN-F	
Wire diameter	AWG18	AWG18	AWG18	
Wire length	450mm	450mm	450mm	
Stripping	6mm	6mm	6mm	
Tolerance	±10mm	±10mm	±10mm	
Sec Connection	+	-		
Color	Brown	Blue		
Wire type	H05RN-F	H05RN-F		
Wire diameter	AWG18	AWG18		
Wire length	250mm	250mm		
Strip length	6mm	6mm		
Tolerance	±10mm	±10mm		
0-10V/PWM/Resistor Dim				
Color	Brown	Blue		
Wire type	H05RN-F	H05RN-F		
Wire diameter	AWG18	AWG18		
Wire length	220mm	220mm		
Stripping	6mm	6mm		
Tolerance	±10mm	±10mm		

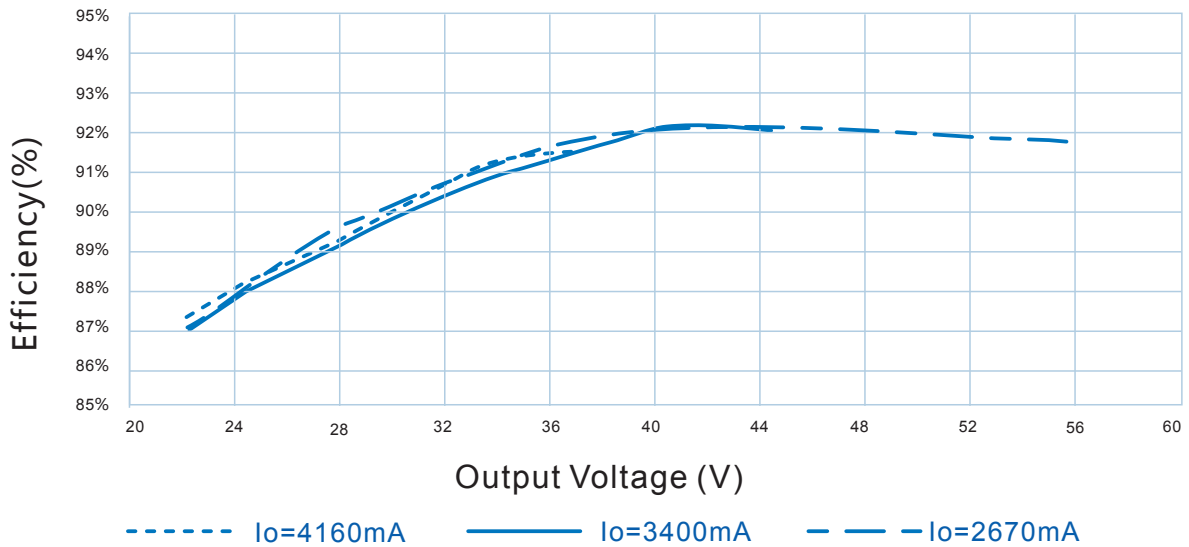
* If not mentioned, all the test conditions are based on full load at 230VAC input (for 220-240 VAC input).

Subject to change without notice, HEP guarantees all products perform functionally well

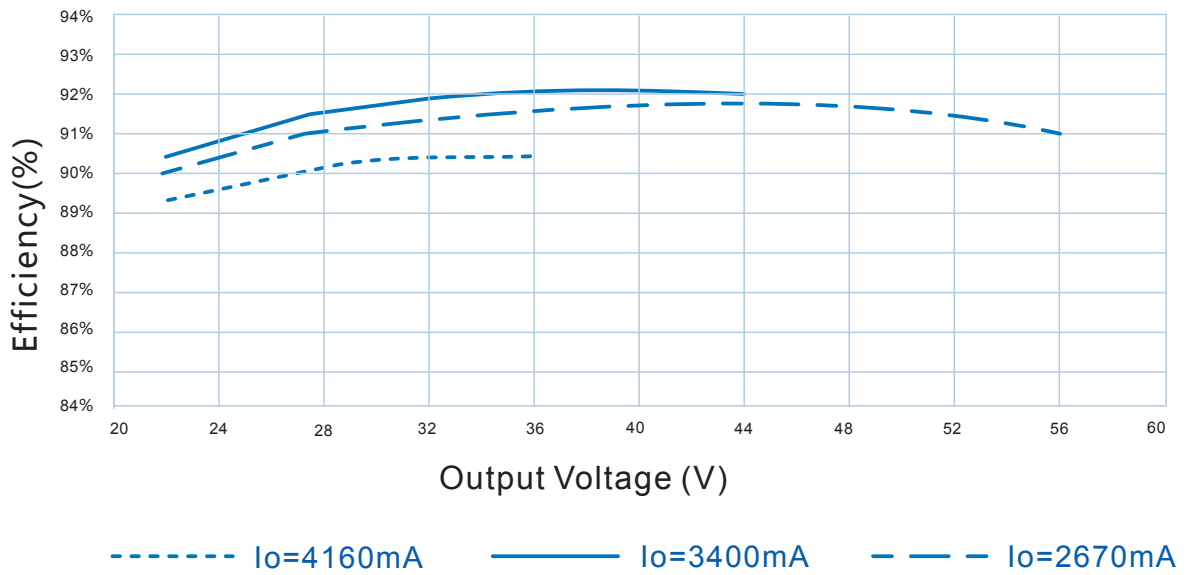
Output Voltage Vs. Output Current(Dim/AOC Window)



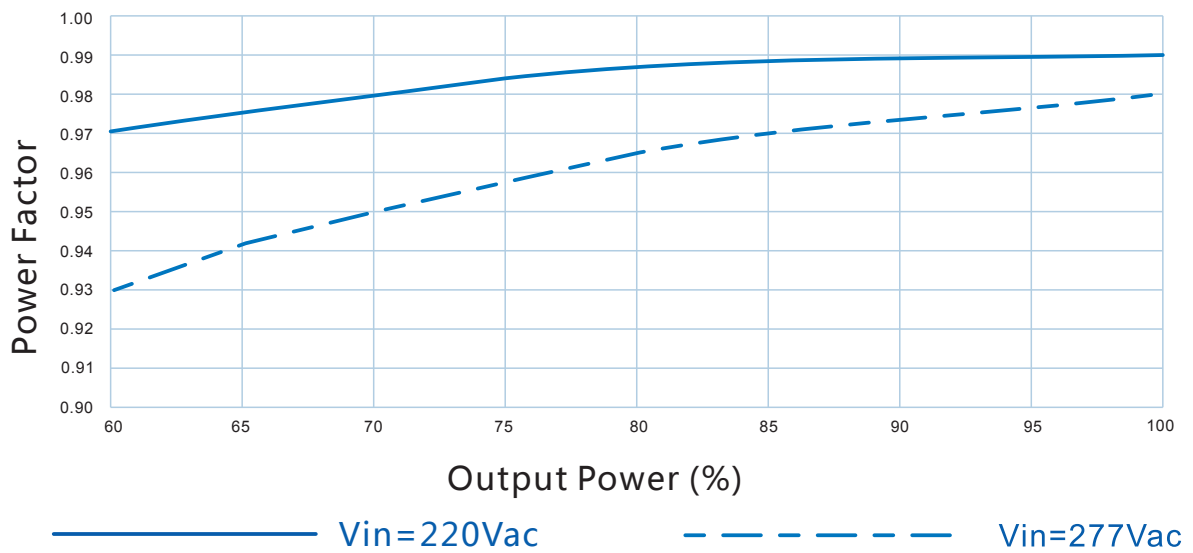
Efficiency Vs. Output Voltage (Vin=220Vac)



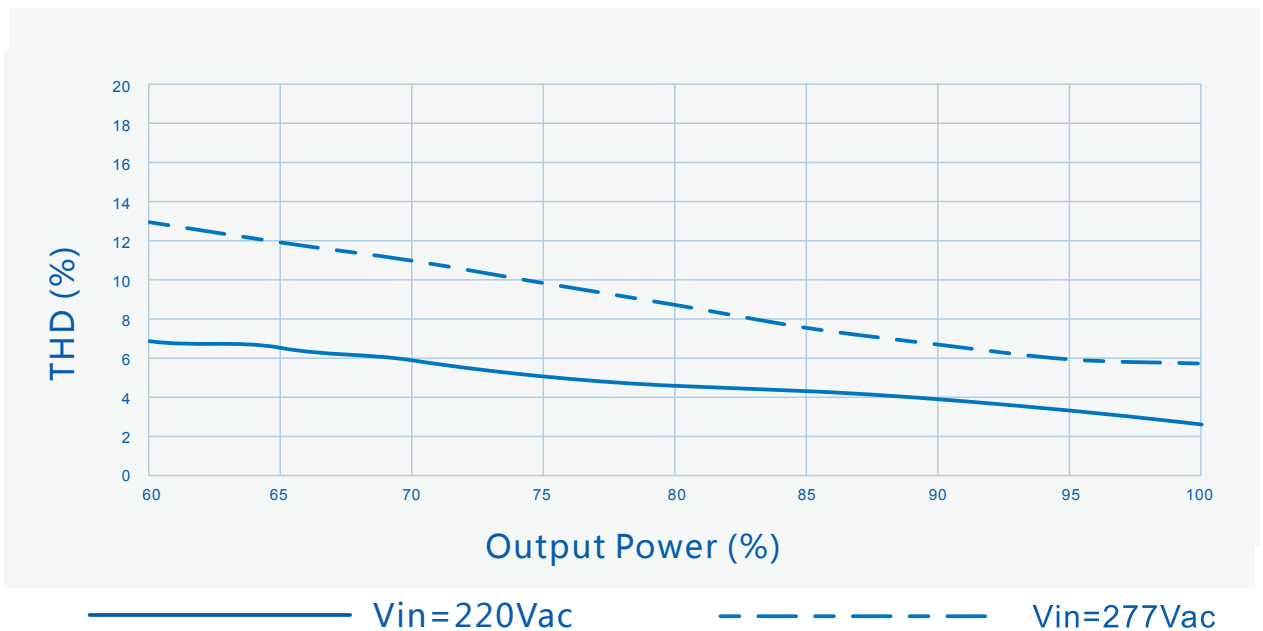
Efficiency Vs. Output Voltage (Vin=277Vac)



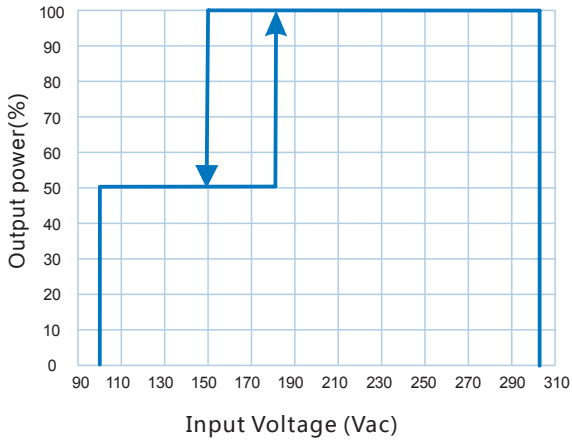
Power Factor Vs. Output Power



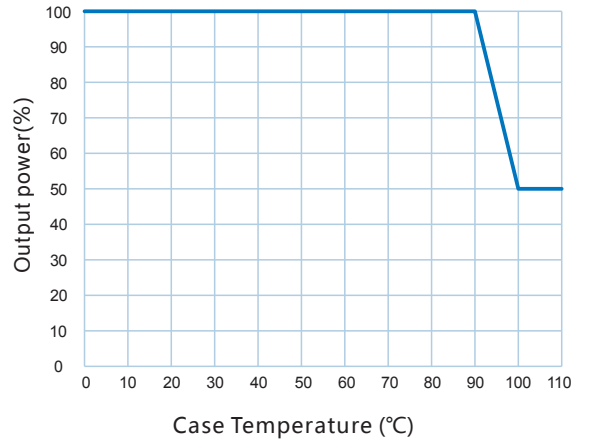
THD Vs. Output Power



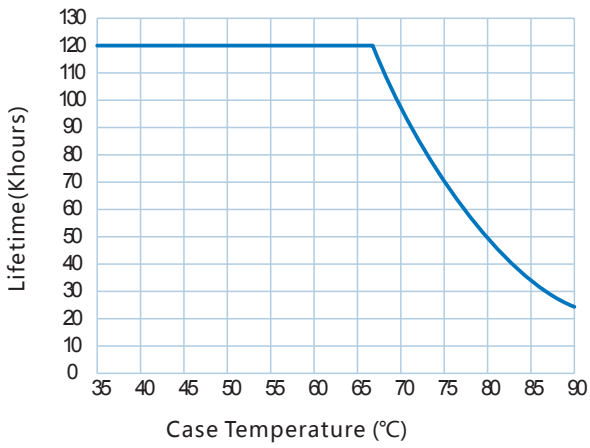
Output power Vs. Input Voltage
(Ta Max.60°C)



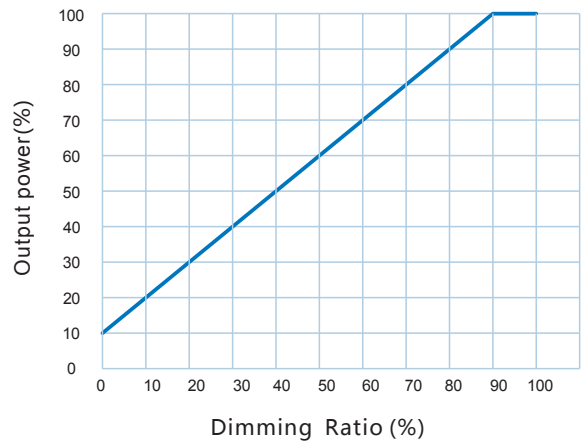
Output power Vs. Case Temperature



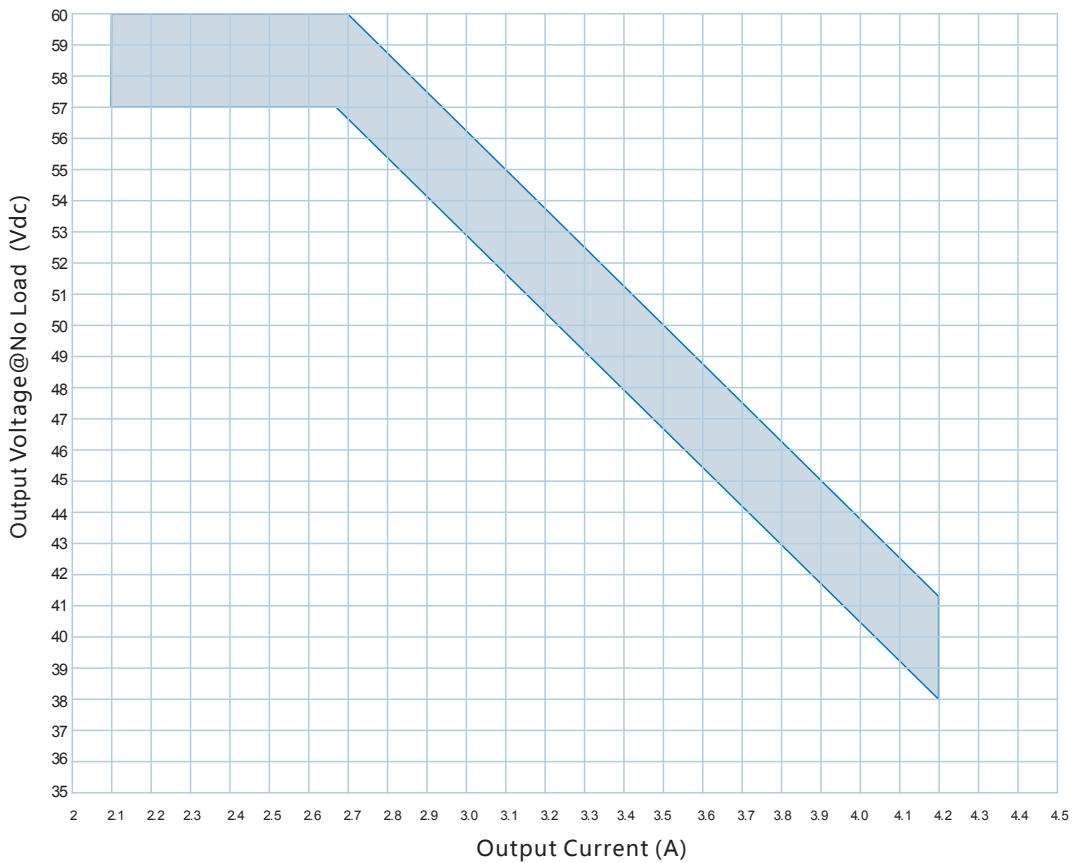
Lifetime Vs. Case Temperature



Output power vs. Dimming



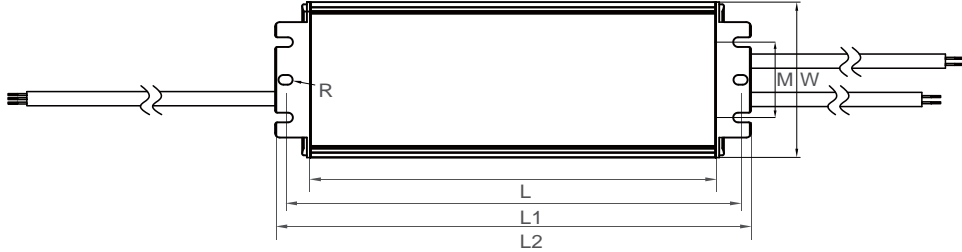
No load voltage VS. Output current



Tc Point location



Physical Parameter



L : 176 mm W : 66 mm H : 39.5 mm
 L1 : 185 mm M : 32 mm R : 4.1 mm
 L2 : 200 mm

Tolerance : $\geq \pm 1$ mm
 Housing Material : Metal



Wiring Diagram

