

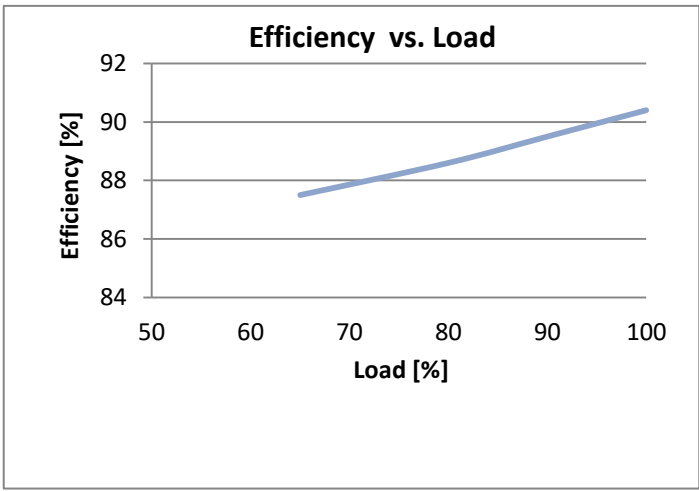
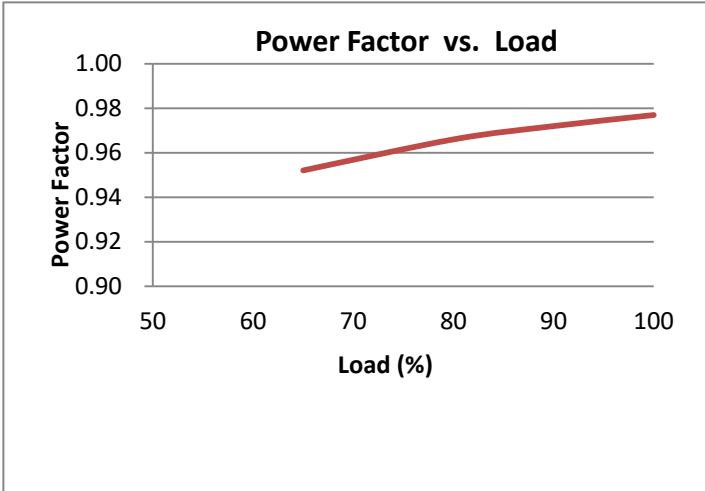
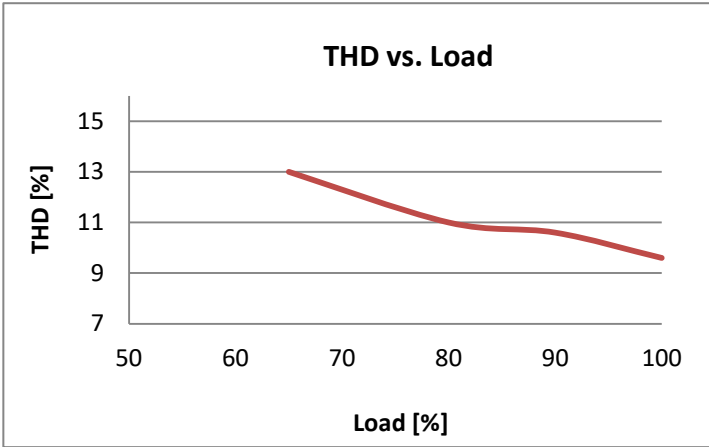
Item	Value	Remark	
Nominal voltage	220–240V		
Nominal frequency	50/60Hz		
AC voltage range	198–264V		
DC voltage range (start)	N/A		
DC voltage range (operation)	N/A		
Nominal current	220mA	Full load @230VAC	
Total Harmonic Distortion (THD)	<15%	Full load @230VAC	
Power factor	0.9C	Full load @230VAC	
Displacement factor	0.9C	Full load @230VAC	
Efficiency	89% (Typ.)	Full load @230VAC	
No-load power	N/A		
Stand-by power	N/A		
Protection class	II	Suitable for class II luminaires	
Inrush current	9 A / 15 μs	Full load @230VAC	
Max.units per circuit breaker	Type B , 10A MCB	20	
	Type B , 16A MCB	32	
	Type C , 10A MCB	25	
	Type C , 16A MCB	40	
Earth leakage current	NA		
Nominal voltage range	25-40Vdc		
Maximum voltage	55Vdc		
Nominal current range	1000mA		
Current accuracy	$\pm 5\%$		
Output	Typical output LF current ripple	$\pm 5\%$	Low Frequency < 120Hz Full load @230VAC
	SVM	≤ 0.4	Full load @230VAC
	PstLM	≤ 1	Full load @230VAC
	Starting time	< 0.5 S	Full load @230VAC
	Nominal power range	25-40W	
Maximum power	40W		

	Item	Value	Remark
Environment	Ambient temperature range t_a	-20°C - +45°C	
	Maximum case temperature t_c	80°C	
	Max. case temp. in fault condition	110°C	When operating under fault conditions, the temperature of the enclosure at any location should not exceed 110 °C
	Storage temperature range	-25°C - +80°C	
	Relative humidity	10% - 85%	
	Surge transient protection	1kV	L/N
	Environmental rating	Indoor	
	IP rating	IP20	
	Mains switching cycles	> 100,000	
	Expected lifetime	> 25,000 h, t_c 80 °C @ t_a 45 °C > 50,000 h, t_c 70 °C @ t_a 35 °C	0.2 % / 1,000 h failure rate 0.1 % / 1,000 h failure rate
Packing	Gross weight/box	12.5 kg	
	Net weight/box	11.3 kg	
	Pcs/box	90 PCS	
	Dimension/box	490(L)*270(W)*225(H)mm	
Protections			
	Short-circuit Protection	Auto recovery	
	Open-circuit Protection	Auto recovery	
	Overload Protection	Auto recovery	
Conformity & Standards			
	Safety standard:	EN 61347-1, EN 61347-2-13, EN62493	
	SAA standard:	AS/NZS 61347.1, AS/NZS IEC 61347.2.13	
	EMC standard:	EN55015, EN61000-3-2, EN61000-3-3, EN61547	
	Performance:	EN62384	
Cable information			
PRI Connection			
	Cable cross-section	0.75-1.5□/AWG 18-16	
	Stripping	9mm	
	Pull test cable type	H03VV(H2)-F 2x0,75-1,0 mm ² , H05VV(H2)-F 2x0,75-1,0 mm ²	
SEC Connection			
	Cable cross-section	0.5-1.5□/AWG 20-16	
	Stripping	9mm	
Terminal information			
PRI Push button/Angled Entry			
SEC Push button/Angled Entry			

Subject to change without notice, HEP guarantees all products perform functionally well

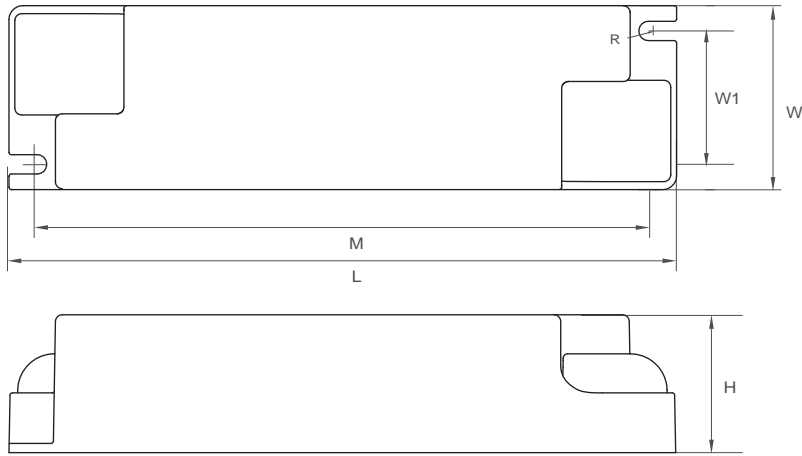
* If not mentioned, all the test conditions are based on full load at 230VAC input (for 220-240 VAC input).

Electrical Values



Physical

Parameter



L : 145 mm W : 40 mm H : 30 mm
M : 132.8 mm W1 : 29 mm R : 2.1 mm

Slot On One Side Allowing Alignment : $M \pm 3$ mm

Tolerance : ± 1 mm , R : ± 0.5 mm

Housing Material : Polycarbonate

Soldering : Lead-Free, Comply With RoHS

Label : Surface Print

Wiring Diagram

