

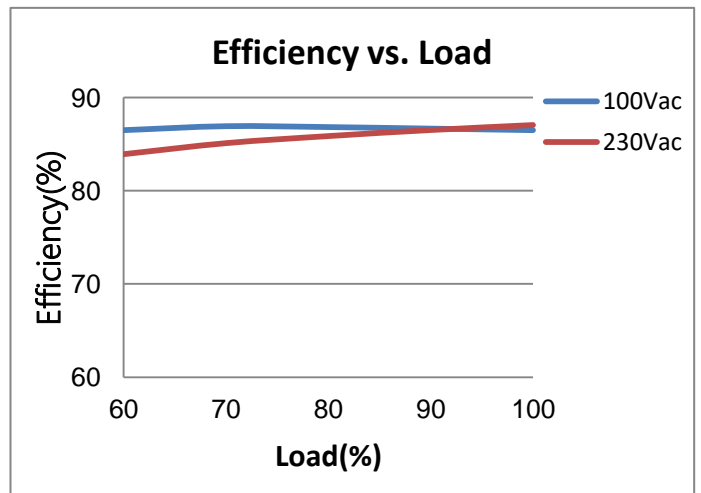
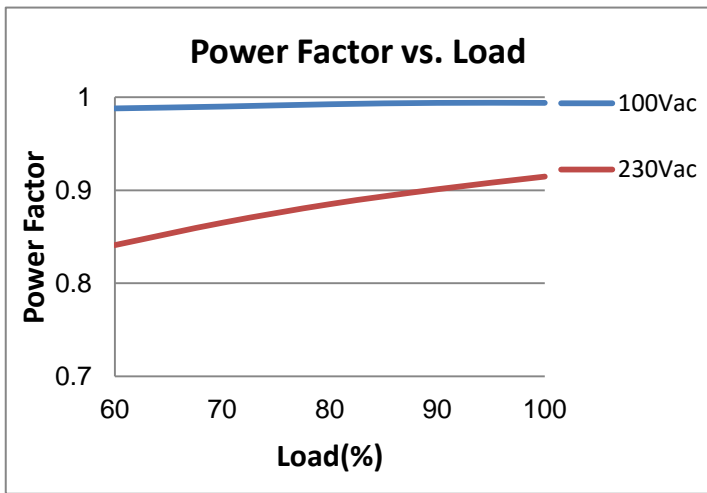
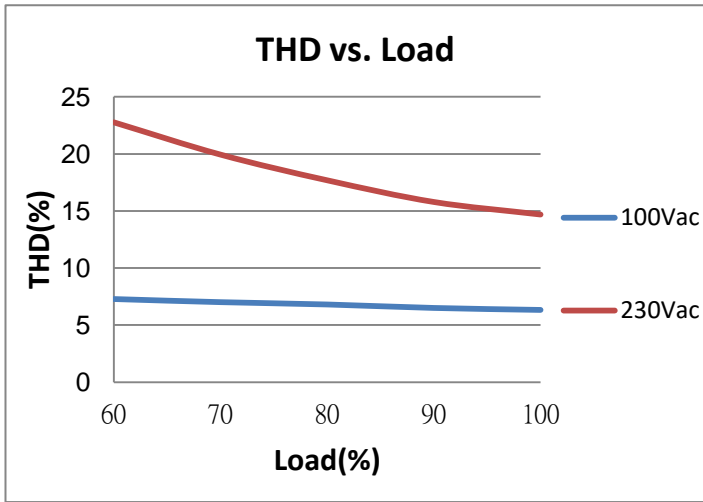
Item	Value	Remark
Nominal voltage	100-240V	
Nominal frequency	50-60Hz	
AC voltage range	90-264V	
DC voltage range (start)	NA	
DC voltage range (operation)	NA	
Nominal current	150mA / 70mA	Full load @100VAC / 230VAC
Total Harmonic Distortion (THD)	< 20%	Full load @230VAC
Power factor	0.2-0.9C	Full load @230VAC
Displacement factor	0.2-0.9C	Full load @230VAC
Efficiency	85% (Typ.)	Full load @230VAC
No-load power	NA	
Stand-by power	NA	
Protection class	II	Suitable for class II luminaires
Inrush current	9 A/30 μs	
Max.units per circuit breaker	Type B , 10A MCB	27
	Type B , 16A MCB	43
	Type C , 10A MCB	33
	Type C , 16A MCB	53
Earth leakage current	NA	
Nominal voltage range	48Vdc	
Maximum voltage	51Vdc	
Voltage accuracy	±5%	Full load @230VAC
Typical Output LF voltage ripple	±5%	(<120Hz)
SVM	≤ 0.4	Full load @100/230VAC
PstLM	≤ 1	Full load @100/230VAC
Starting time	< 1.2 S	Full load @100VAC
Nominal current range	50-250mA	
Nominal power range	2.4-12W	
Maximum current	250mA	
Maximum power	12W	
Start-up Delay	< 0.5S	Full load @230VAC

	Item	Value	Remark
Dimming	Dimming control	NA	
	Dimming range	NA	
	Lowest dimming current	NA	
	Dimming technique	NA	
	PWM frequency	NA	
	Galvanic isolation	NA	
Environment	Ambient temperature range t_a	-20°C - +50°C	
	Maximum case temperature t_c	75°C	
	Max. case temp. in fault condition	110°C	When operating under fault conditions, the temperature of the enclosure at any location should not exceed 110 °C
	Storage temperature range	-25°C - +85°C	
	Relative humidity	10% - 85%	
	Surge transient protection	1kV	L/N
	Environmental rating	Indoor	
	IP rating	IP20	
	Mains switching cycles	> 100,000	
	Expected lifetime	> 50,000 h, t_c 75 °C @ t_a 50 °C	0.2 % / 1,000 h failure rate
		> 100000 h, t_c 65 °C @ t_a 40 °C	0.1 % / 1,000 h failure rate
Packing	Gross weight/Carton	3.8 kg	
	Net weight/Carton	3.0 kg	
	Pcs/Carton	50 PCS	
	Dimension/Carton	240(L)*190(W)*185(H)mm	
Protections			
Short-circuit Protection		Auto recovery	
Open-circuit Protection		Auto recovery	
Overload Protection		Auto recovery	
Conformity & Standards			
Safety:	EN 61347-1, EN 61347-2-13, EN 62493		
Performance:	EN 62384		
EMC standard:	EN 55015, EN 61000-3-2, EN 61000-3-3, EN 61547		
SAA standard	AS/NZS 61347.1, AS 61347.2.13		
Cable information			
PRI			
Cable cross-section	0.5-1.5□/AWG 20-16		
Stripping	9mm		
Pull test cable type	H03VV(H2)-F 2x0,75-1,0 m ² , H05VV(H2)-F 2x0,75 m ²		
SEC			
Cable cross-section	0.5-1.5□/AWG 20-16		
Stripping	9mm		
Terminal information			
PRI-Push button			
SEC-Push button			

* If not mentioned, all the test conditions are based on full load at 100/230VAC input (for 100-240 VAC input).

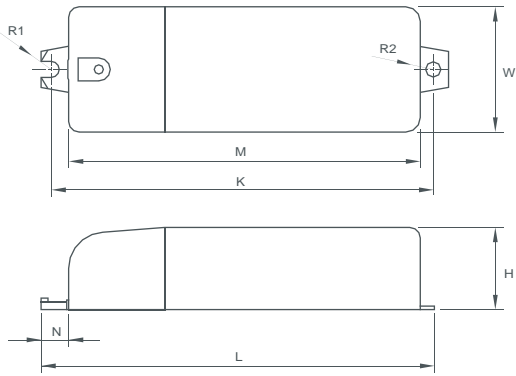
Subject to change without notice, HEP guarantees all products perform functionally well

Electrical Values



Physical

Parameter



L : 106.2 mm H : 21.5 mm

M : 92 mm K : 100 mm

N : 7.4 mm R1 : 2.1 mm

W : 32.9 mm R2 : 2 mm

Slot On One Side Allowing Alignment : $K \pm 3$ mm

Tolerance : ± 1 mm , R : ± 0.5 mm

Housing Material : Polycarbonate

Soldering : Lead-Free, Comply With RoHS

Label : Surface Print

Wiring Diagram

