

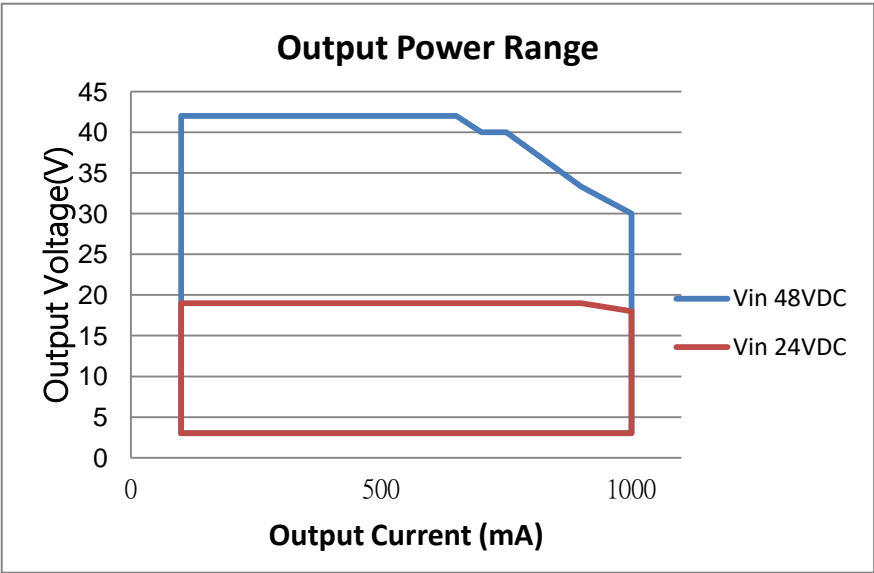
Approval Marks



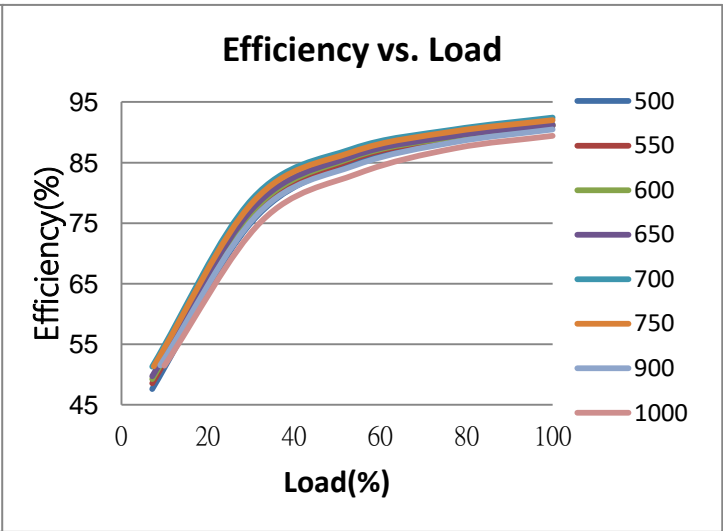
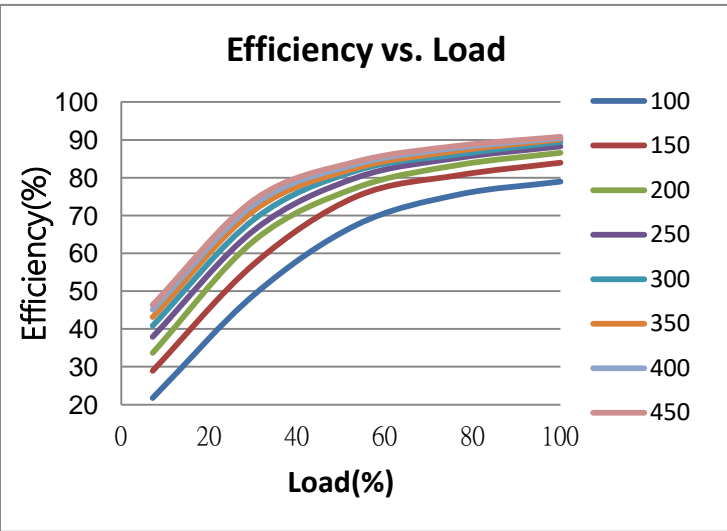
	Item	Value		Remark
Input	DC voltage input	24V	48V	
	Nominal frequency	0 Hz	0 Hz	
	DC voltage range	22-26V	47-50V	
	Nominal current	930mA	740mA	Full load @100% dimming level, @ Vin 24V / Vin 48V
	Efficiency	84% (Typ)	90% (Typ)	Full load @100% dimming level, @ Vin 24V / Vin 48V
	Stand-by power	< 0.5W	< 0.5W	
Output	Nominal voltage range	3-19Vdc	3-42Vdc	Depend on input voltage, @ Vin 24V / Vin 48V
	LEDS quantity can be connected in series @ 48Vdc	1-6Pcs	1-12Pcs	
	Maximum voltage	24Vdc	48Vdc	No load protection
	Nominal current range	100-1000mA		
	Current accuracy	± 5%		Depend on input voltage, @ Vin ≥ 24V, Vin ≥ 48V
	Starting Time	< 0.5s		
	SVM	≤ 0.4		
	PstLM	≤ 1.0		
	Nominal power range			
Output	Iout=100mA	0.3-1.9W	0.3-4.2W	Vout=3-19V @ Vin=24V, Vout=3-42V @ Vin=48V
	Iout=150mA	0.5-2.8W	0.5-6.3W	Vout=3-19V @ Vin=24V, Vout=3-42V @ Vin=48V
	Iout=200mA	0.6-3.8W	0.6-8.4W	Vout=3-19V @ Vin=24V, Vout=3-42V @ Vin=48V
	Iout=250mA	0.8-4.7W	0.8-10.5W	Vout=3-19V @ Vin=24V, Vout=3-42V @ Vin=48V
	Iout=300mA	0.9-5.7W	0.9-12.6W	Vout=3-19V @ Vin=24V, Vout=3-42V @ Vin=48V
	Iout=350mA	1.1-6.6W	1.1-14.7W	Vout=3-19V @ Vin=24V, Vout=3-42V @ Vin=48V
	Iout=400mA	1.2-7.6W	1.2-16.8W	Vout=3-19V @ Vin=24V, Vout=3-42V @ Vin=48V
	Iout=450mA	1.4-8.5W	1.4-18.9W	Vout=3-19V @ Vin=24V, Vout=3-42V @ Vin=48V
	Iout=500mA	1.5-9.5W	1.5-21W	Vout=3-19V @ Vin=24V, Vout=3-42V @ Vin=48V
	Iout=550mA	1.7-10.4W	1.7-23.1W	Vout=3-19V @ Vin=24V, Vout=3-42V @ Vin=48V
	Iout=600mA	1.8-11.4W	1.8-25.2W	Vout=3-19V @ Vin=24V, Vout=3-42V @ Vin=48V
	Iout=650mA	2.0-12.3W	2.0-27.3W	Vout=3-19V @ Vin=24V, Vout=3-42V @ Vin=48V
	Iout=700mA	2.1-13.3W	2.1-28W	Vout=3-19V @ Vin=24V, Vout=3-40V @ Vin=48V
	Iout=750mA	2.3-14.2W	2.3-30W	Vout=3-19V @ Vin=24V, Vout=3-40V @ Vin=48V
	Iout=900mA	2.7-17.1W	2.7-29.7W	Vout=3-19V @ Vin=24V, Vout=3-33V @ Vin=48V
	Iout=1000mA	3.0-18W	3.0-30W	Vout=3-18V @ Vin=24V, Vout=3-30V @ Vin=48V
	Maximum power	30W		

	Item	Value	Remark
Dimming	Dimming control	DALI	
	Dimming technique	Amplitude	
	Dimming range	1-100%	
	Lowest dimming current	1-12mA	
	Galvanic isolation	N/A	
Environment	Ambient temperature range (ta)	-20°C - +35°C	
	Maximum case temperature t _c	55°C	with Stucchi adaptor box @ Vin=48V full load
	Storage temperature range	-40°C - +85°C	
	Relative humidity	10 - 95%	
	Environmental rating	Indoor	
	Mains switching cycles	> 100,000	
	Expected lifetime	> 50,000 h, ta +35 °C	
Packing	Gross weight/box	5.8 kg	
	Net weight/box	3.5 kg	
	Pcs/box	272 PCS	
	Dimension/box	385(L)*310(W)*260(H) mm	
Protections			
	Short-circuit Protection	Auto recovery	
	Open-circuit Protection	Auto recovery	
	Overload Protection	Auto recovery	
Conformity & Standards			
	Safety standard:	EN 61347-1, EN 61347-2-13, EN 62493	
	Performance:	EN 62384	
	EMC standard:	EN 55015, EN 61000-3-2, EN 61000-3-3, EN 61547	
	DALI protocol standard:	EN62386-101 , EN62386-102 , EN 62386-207(DT6)	
Cable information			
INPUT			
	Cable cross-section	0.14-0.34□/AWG 26-22	
	Stripping	4mm	
OUTPUT			
	Cable cross-section	0.14-0.34□/AWG 26-22	
	Stripping	4mm	
DALI			
	Cable cross-section	0.14-0.34□/AWG 26-22	
	Stripping	4mm	
Terminal	INPUT-	Screwless Type	
	OUTPUT-	Screwless Type	
	DALI-	Screwless Type	

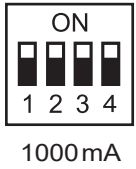
V/I Curve



Electrical Values

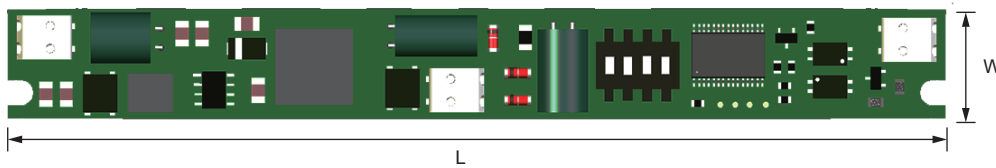


Dip Switch - One driver offers 16 choosable output current



Current	Dip-Switch Setting			
	1	2	3	4
100mA	-	-	-	-
150mA	ON	-	-	-
200mA	-	ON	-	-
250mA	ON	ON	-	-
300mA	-	-	ON	-
350mA	ON	-	ON	-
400mA	-	ON	ON	-
450mA	ON	ON	ON	-
500mA	-	-	-	ON
550mA	ON	-	-	ON
600mA	-	ON	-	ON
650mA	ON	ON	-	ON
700mA	-	-	ON	ON
750mA	ON	-	ON	ON
900mA	-	ON	ON	ON
1000mA	ON	ON	ON	ON

Physical Parameter

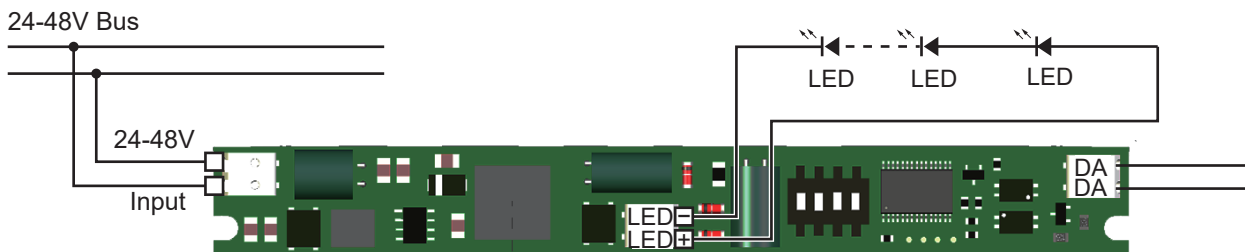


L : 125 mm
W : 14.5 mm



H : 10.5 mm
H1 : 6.3 mm
H2 : 3.2 mm

Wiring Diagram



Case Tc Location

