


Electronic Ballast for 18-40W X 2

220-240V



Approval Marks



Certified

EN 60929:2006+C11:2006
 EN 61347-1:2008+A1:2011
 EN 61347-2-3:2001+A1:2004+A2:2006

Product Specification

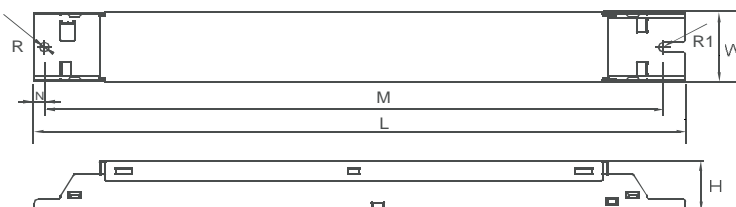
Parameter	Conditions	Min	Nom	Max	Unit
Number Of Lamps Driven		-	2	-	-
Lamp Power	25 °C, Nominal Input	29	-	83	W
Input Power	EEL=A2 BAT Class (CELMA)	32	-	89	W
Rated Input Voltage	25 °C	220	-	240	V
AC Input Voltage Range	25 °C	198	-	264	V
DC Input Voltage Range	25 °C	160	-	285	V
Input Frequency	25 °C	0	50-60	-	Hz
Input Current	25 °C, .50Hz, 230V	145	-	395	mA
Input Current	25 °C, .60Hz, 277V/120V	-	-	-	mA
Power Factor(Full light output)	25 °C, .50Hz, 230V	-	0.98	-	-
Power Factor(Full light output)	25 °C, .60Hz, 277V/120V	-	-	-	-
Operating Frequency	25 °C, Rated Input Voltage	40	-	-	KHz
Lamp Current Crest Factor	25 °C, Rated Input Voltage	-	-	1.70	-
THD (Full light output)	25 °C, .50Hz, 230V	-	-	10%	-
THD (Full light output)	25 °C, .60Hz, ANSI C82.11/120V	-	-	-	-
Ballast Lumen Factor	25 °C, Rated Input Voltage	-	1.00	-	-
Starting Time	25 °C, Rated Input Voltage	-	1	-	S
Operating Ambient Temperature	25 °C, Rated Input Voltage	-25	-	+60	degC
Max Allowed Case Temperature	25 °C, Rated Input Voltage	-	-	+75	degC
Sink current (for 1-10V dimmable ballast)	25 °C, Rated Input Voltage	-	-	-	mA
Dimming Range	25 °C, Rated Input Voltage	-	-	-	-
Lamp Start At Dimming Position	25 °C, Rated Input Voltage	-	-	-	-
Average Service Life(10% Failure Rate)	at 60 degC ambient	50,000	-	-	hours
Failure Rate Per 1000h Operation	at 60 degC ambient	-	-	0.20%	-
Power Consumption (No load)	25 °C, Rated Input Voltage	-	-	-	W
Power Consumption (Stand-by)	25 °C, Rated Input Voltage	-	-	-	W
Sound Rating	25 °C, Rated Input Voltage	-	Class A	-	-
Remote Mounting	Lengths of applied Lamp	-	-	1 1/2x	-
End - Of - Life Protection			Yes		
Automatic Shutdown In Case Of Lamp Failure			Yes		
Automatic Restart After Lamp Replacement			Yes		
Power consumption measurement (for DALI dimmable ballast)			No		

Lamp Type 2 x T5 24,39W 2 x T8 18,25,36W
 2 x TC-L 18,24,36,40W
 2 x TC-F 18,24,36W

Application Site

Low Humidity, No Condensation

Physical Parameter



L : 279 mm H : 21.4 mm R : 4.1 mm
 W : 30.2 mm M : 265 mm R1 : 2.05 mm
 N : 4.5 mm

Slot On One Side Allowing Alignment : M+/-3 mm

Tolerance : ≥ 0 ~ 100 ≥ +/-0.5 mm
 100 ~ ≥ +/-1 mm

Terminal Block : Push Button, Angled Entry


Housing Material : Metal, No Sharp Edges

Soldering : Lead - Free, Comply With RoHS

Label : Surface Print

Electronic Ballast for 18-40W X 2

220-240V



Approval Marks



Certified

EN 60929:2006+C11:2006
EN 61347-1:2008+A1:2011
EN 61347-2-3:2001+A1:2004+A2:2006

Wiring Diagram

